

# RAINBOW

## (ENGLISH CLASS IV)



**Punjab School Education Board**

**Sahibzada Ajit Singh Nagar**

All rights, including those of translation, reproduction and annotation etc., are reserved by the Punjab Government.

Co-ordinator : Surabhi Jaikwal

Cover design : Mr. Manjit Singh Dhillon

#### WARNING

1. The Agency-holders shall not add any extra binding with a view to charge extra money for the binding. (Ref. Cl. No. 7 of agreement with Agency-holders).
2. Printing, Publishing, Stocking, Holding or Selling etc., of spurious Text-books qua text-books printed and published by the Punjab School Education Board is a cognizable offence under Indian Penal Code.

(The textbooks of the Punjab School Education Board are printed on Paper carrying water mark of the Board.)



ਪੜ੍ਹੋ ਸਾਰੇ ਵਧੋ ਸਾਰੇ

ਸਿੱਖਿਆ ਅਤੇ ਭਲਾਈ ਵਿਭਾਗ, ਪੰਜਾਬ ਦਾ ਸਾਂਝਾ ਉਪਰਾਲਾ

**ਇਹ ਪੁਸਤਕ ਵਿਕਰੀ ਲਈ ਨਹੀਂ ਹੈ**

# Foreword

The Punjab School Education Board has always focussed on imparting quality education and information to the students of the state. The English language is of humongous global significance. Therefore, the curriculum is so designed that our students do not lag behind as far as the proficiency in English is concerned. Keeping in view this need, PSEB is all set to improve the teaching and learning of English at Primary school level.

The present book has been prepared under the guidance of Director academics, Punjab School Education Board. The book has been developed as per recommendations of NCF 2005 , PCF 2013 and learning outcomes issued by NCERT. The goal of writing this book is attainment of basic proficiency and development of language into an instrument of knowledge acquisition. Through this book, efforts have been made to teach English in a meaningful context which is input rich and drawn from the immediate environment.

Hopefully the readers of this book will find it an interesting read. However, the comments and suggestions for improvement are welcome from the teachers and readers of the book.

**Chairman**  
**Punjab School Education Board**

## TEXTBOOK DEVELOPMENT COMMITTEE

### • WRITERS

1. Gurpreet Kaur, G.P.S. Safera, Patiala
2. Kavita Sabharwal, G.P.S. Kang, S.B.S. Nagar
3. Neelamjeet Kaur, G.P.S. Daryapur, S.B.S. Nagar
4. Harjit Kaur, G.P.S. Raipur Kalan, S.A.S. Nagar
5. Neelam kumari, G.P.S. Rurka, S.A.S. Nagar
6. Rishma Sharma, G.P.S. Jaura Pippal, Amritsar
7. Jaspreet Singh G.P.S. Lakhmirwala, Sangrur

### • VETTERS

1. Kuldip Kumar Varma, S.C.E.R.T., Punjab
2. Navneet Kaur, S.C.E.R.T., Punjab
3. Amanpreet Kaur, English Mistress, G.S.S.S. Kurali, Mohali
4. Harkirat Kaur, English Mistress, Kubaheeri, Mohali
5. Farzana Shameem, lecturer in English, G.S.S.S. Chaand Baaza, Faridkot



## ● Learning Outcomes ●

### The Learner

- recites poems with appropriate expressions and intonation
- enacts different roles in short skills
- responds to simple instructions, announcements in English made in class/school
- responds verbally/in writing English to questions based on day-to-day life experience, an article, story or poem heard or read
- describes briefly, orally/in writing about events, places and/or personal experiences in English
- reads subtitles on TV, titles of books news headlines, pamphlets and advertisement
- shares riddles and tongue-twisters in English
- solves simple crossword puzzles, builds word chains, etc.
- infer the meaning of unfamiliar words by reading them in context
- uses dictionary to find out spelling and meaning
- write/types dictation of short paragraphs (7-8 sentences)
- uses punctuation marks appropriately in reading aloud with intonations & pauses such as question mark, comma and full stop,
- uses punctuation marks appropriately in writing such as question mark, comma, full stop and capital letter
- writes informal letters/messages with a sense of audience
- uses linkers to indicate connections between words and sentences such as 'First', 'Next' etc.
- uses nouns, verb, adjectives, and prepositions in speech and writing
- reads printed script on the classroom walls, notice board, in posters and in advertisement
- speaks briefly on any familiar issue like conservation of water, and experience of day to day life like visit to a zoo; going to mela
- presents orally and in writing the highlights of a given written text/a short speech/narration/video, film, pictures. photograph etc

\*\*\*\*\*





## CONTENTS

<b>Lesson 1 :</b>	<b>The King and His Sons</b>	<b>1-10</b>
<b>Lesson 2 :</b>	<b>The Farmer and the Bullock Cart</b>	<b>11-21</b>
<b>Lesson 3 :</b>	<b>Safety Rules</b>	<b>22-33</b>
<b>Lesson 4 :</b>	<b>Teamwork</b>	<b>34-41</b>
<b>Lesson 5 :</b>	<b>Walnut and Watermelon</b>	<b>42-53</b>
<b>Lesson 6 :</b>	<b>Health in Our Hands</b>	<b>54-65</b>
<b>Lesson 7 :</b>	<b>Green Diwali, Safe Diwali</b>	<b>66-74</b>
<b>Lesson 8 :</b>	<b>Guru Nanak Dev Ji</b>	<b>75-84</b>
<b>Lesson 9 :</b>	<b>Adventures with Books</b>	<b>85-95</b>







# The King and His Sons

## Objective

- To enhance the comprehensive skill of the students.

## Pre reading

- Who lives in a palace?
- Have you ever read a story about any king?

## New Words

- |          |          |           |             |
|----------|----------|-----------|-------------|
| • unable | • decide | • task    | • successor |
| • enough | • spread | • pleased | • minister  |



Once upon a time, there was a king. He had three sons. The king was very old. He decided to choose one of his sons as his successor. But, all his sons were brave and **wise**<sup>1</sup>. So, he was unable to decide.

At last he thought of a **plan**<sup>2</sup>. He called his sons. He gave a gold coin to each of them. He asked them to bring such things with the gold coins that can cover the whole space of a big room. He gave one week for this **task**.<sup>3</sup> All the three

1. intelligent 2. idea 3. work

sons went in search of such things. The first son bought cotton. He thought that it was light in weight and would be enough to fill the whole space of the room. The second son went to the city of grapes. He bought grapes with his coin. The third son was very wise. He did not go very far.

After one week, the king called his sons and the ministers in the court. He went to the big room with his three sons and the ministers. The first son spread the cotton but it did not cover the whole space. The second son spread the grapes but those too were not **enough**<sup>4</sup> to cover the whole space. The third son asked the servants to shut the door and the windows of the room. He lighted the candles which were bought by him with his gold coin. The whole room was filled with light. The king was very **pleased**<sup>5</sup> with the third son. He announced him as the future king.

4. sufficient 5. happy



## I. Let's Answer

### Exercise



#### A. Answer the following questions

1. What did the king give to his sons?

---

2. What did the first son bring?

---

3. What did the second son bring?

---

4. What did the third son bring?

---

5. Who became the king?

---

## B. Objective Type Questions

Tick the correct answer and fill in the blanks

1. The king had \_\_\_\_\_ .

(a) one son

☐

(b) two sons

☐

(c) three sons

☐

2. The king gave \_\_\_\_\_ for this task.

(a) one week

☐

(b) two weeks

☐

(c) one month

☐

3. The \_\_\_\_\_ son was very wise.

(a) first

☐

(b) second

☐

(c) third

☐

4. The whole room was filled with \_\_\_\_\_ .

(a) light

☐

(b) air

☐

(c) wind

☐

## C. Use the following words to frame sentences of your own

1. king \_\_\_\_\_

2. room \_\_\_\_\_

3. coin \_\_\_\_\_

4. wise \_\_\_\_\_



## II. Vocabulary

**A. Match the words given under 'A' with their antonyms (opposites) given under 'B' :**

### A

- (a) same
- (b) new
- (c) empty
- (d) small
- (e) fool
- (f) uncover
- (g) dark
- (h) open

### B

- light
- wise
- old
- different
- cover
- close
- full
- big

**B. Look at the pictures given below and name them**



\_\_\_\_\_



\_\_\_\_\_

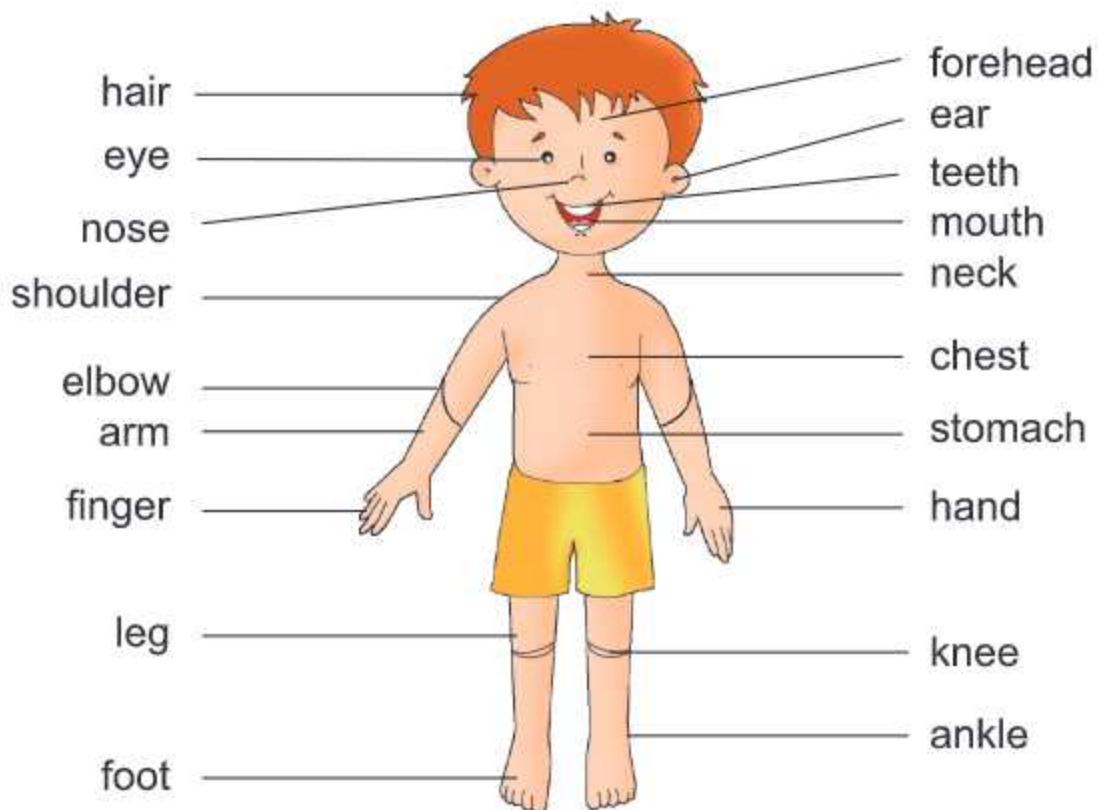


\_\_\_\_\_



\_\_\_\_\_

### C. Parts of the body



### D. Crossword

Encircle the parts of body

c	h	e	s	t	k	e	y	e
b	f	e	f	s	h	a	i	r
z	i	l	e	g	l	r	u	x
k	n	b	a	n	k	l	e	f
l	g	o	t	u	n	t	s	o
m	e	w	r	m	e	v	n	o
n	r	a	n	s	e	b	v	t





### III. Language Corner

**A. Pick out the naming words from the passage and write them in the space given below:**

Once a lion, Shera, the king of the jungle was sleeping near his cave. A mouse, Micky disturbed his sleep. Shera was angry. He caught Micky. The mouse requested him to spare his life. The lion agreed. After a few days, Shera was caught by some hunters in a net. Micky came to his help. He cut the rope with his sharp teeth. The lion was set free. Both became friends.

1. \_\_\_\_\_  
2. \_\_\_\_\_  
3. \_\_\_\_\_  
4. \_\_\_\_\_

5. \_\_\_\_\_  
6. \_\_\_\_\_  
7. \_\_\_\_\_  
8. \_\_\_\_\_

9. \_\_\_\_\_  
10. \_\_\_\_\_  
11. \_\_\_\_\_  
12. \_\_\_\_\_

**Such words are called nouns.**

**B. Encircle the naming words**

king	each	cotton	big
room	shut	candles	April
Harman	grapes	after	son





## IV. Listen, Speak and Enjoy

### A. Commands

- Be ready.
- Do not push.
- Bring your notebook.
- Do your work neatly.

### B. Rhyme

#### I Wish I were a Bird

*I wish I were a bird.*

*I would fly so high*

*And touch the sky.*

*I wish I were a bird*

*I would sing all day*

*And make my own way.*



## V. Reading Practice

### Homophones (similar sounding words)

Frame sentences to show the difference between the two words given in each pair

1. sun \_\_\_\_\_  
son \_\_\_\_\_

2. I \_\_\_\_\_  
eye \_\_\_\_\_
3. ate \_\_\_\_\_  
eight \_\_\_\_\_
4. tale \_\_\_\_\_  
tail \_\_\_\_\_
5. week \_\_\_\_\_  
weak \_\_\_\_\_
6. cell \_\_\_\_\_  
sell \_\_\_\_\_
7. hair \_\_\_\_\_  
hare \_\_\_\_\_
8. dear \_\_\_\_\_  
deer \_\_\_\_\_

**Note for the teacher**

The teacher should discuss the meaning of all the above words.



## VI. Writing Desk

Write down what is being done



---



---



---



---



---



---



### VII. Value I learnt

Always spend money wisely.



### VIII. Activity Time

Role play based on this story or any other story.

#### THINK OVER IT!

Wisdom is better than strength.





## The Farmer and the Bullock Cart

### Objective

- To develop listening, reading skills and to develop the habit of self help among the students.

### Pre reading

- Should we help others?
- Have you ever helped anybody?
- How did you help him/her?

### New Words

- |          |           |           |            |
|----------|-----------|-----------|------------|
| • farmer | • market  | • loaded  | • struggle |
| • wheels | • request | • success | • ignore   |



Surjit was a **farmer**<sup>1</sup>. He was sixty years old . He had worked very hard on his farm. The crop was ready. He decided to take it himself to the grain **market**<sup>2</sup>. On Sunday evening, he **loaded**<sup>3</sup> the bullock cart with the bags of wheat. On

1. person who owns or manages a farm    2. place where people buy and sell goods  
3. put the things on

Monday morning he left for the *daana mandi*. The **path**<sup>4</sup> was Kaccha. It had also rained heavily last night.



The farmer was going slow because he knew that the wheels of the bullock cart might get stuck in the mud.

As he was passing by a field, the wheels of his bullock cart got stuck in the mud. He tried hard to pull out his bullock cart but all in **vain**<sup>5</sup>. He called out for help but the farmers working in the fields **ignored**<sup>6</sup> his request. The farmer again tried hard to pull the bullock cart out of the mud, but all his **efforts**<sup>7</sup> were of no use. It was getting dark. The farmer was old and weak, still he was struggling hard. In the meantime, two **youngsters**<sup>8</sup> came and lent a helping hand. The three of them **successfully**<sup>9</sup> pulled out the bullock cart. The farmer was happy and blessed the youngsters.

- |              |                                |                   |           |
|--------------|--------------------------------|-------------------|-----------|
| 4. way       | 5. useless                     | 6. took no notice | 7. labour |
| 8. teenagers | 9. achieved with planned goals |                   |           |

## Exercise



### I. Let's Answer

#### A. Answer the following questions

1. Who was Surjit?

---



2. Where was he going?

---

3. What was his bullock cart loaded with?

---

4. What happened as he was passing by a field?

---

5. Who lent a helping hand to the farmer?

---

### B. Objective Type Questions

**Pick out the correct answer and write in the blank space**

1. Once a \_\_\_\_\_ was going to the market.

(a) potter

☐

(b) farmer

☐

(c) painter

☐

2. The bullock cart was heavily loaded with bags of \_\_\_\_\_ .

(a) wheat

☐

(b) barley

☐

(c) rice grain

☐

3. The farmer was passing by a \_\_\_\_\_ .

(a) market

☐

(b) field

☐

(c) village

☐

4. The \_\_\_\_\_ helped the farmer.

(a) youngsters

☐

(b) old man

☐

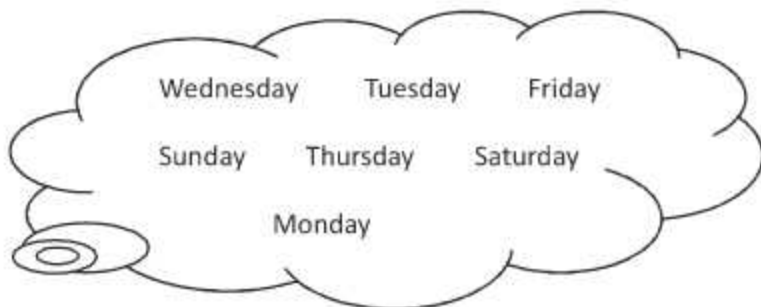
(c) children

☐



## II. Vocabulary

### A. Days of the Week



#### Fill in the blanks

1. \_\_\_\_\_ is the first day of the week.
2. Tuesday is the \_\_\_\_\_ day of the week.
3. Wednesday is the \_\_\_\_\_ day of the week.
4. \_\_\_\_\_ is the fourth day of the week.
5. \_\_\_\_\_ is the fifth day of the week.
6. \_\_\_\_\_ is the seventh day of the week.
7. Tuesday comes after \_\_\_\_\_.
8. \_\_\_\_\_ comes after Friday.
9. \_\_\_\_\_ comes between Tuesday and Thursday.

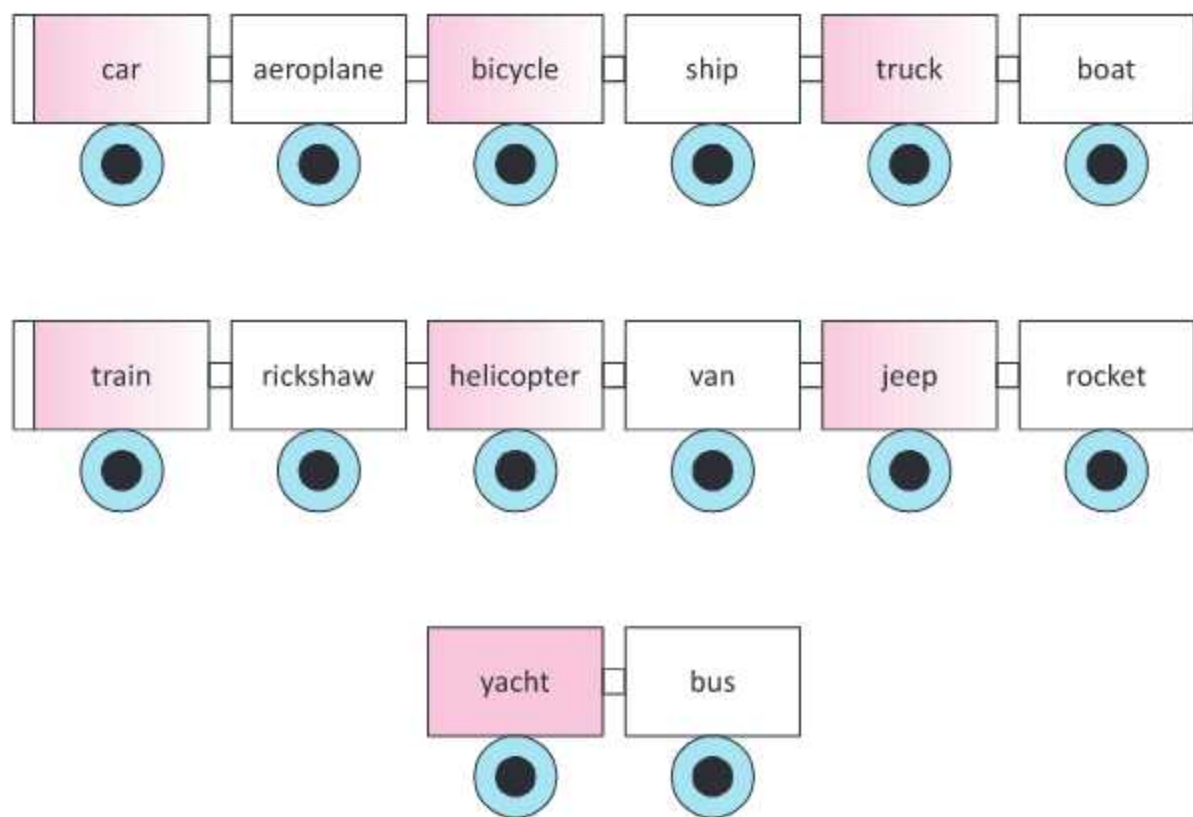
## B. Months of the year



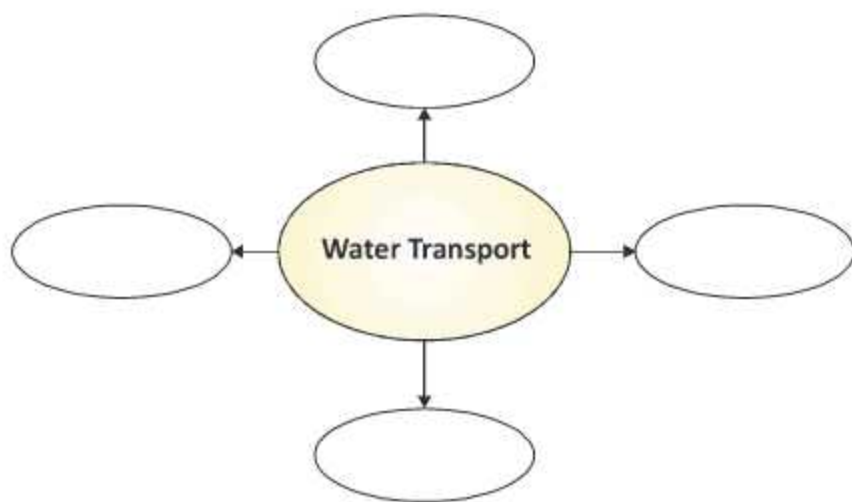
Write the months of the year in the space given below

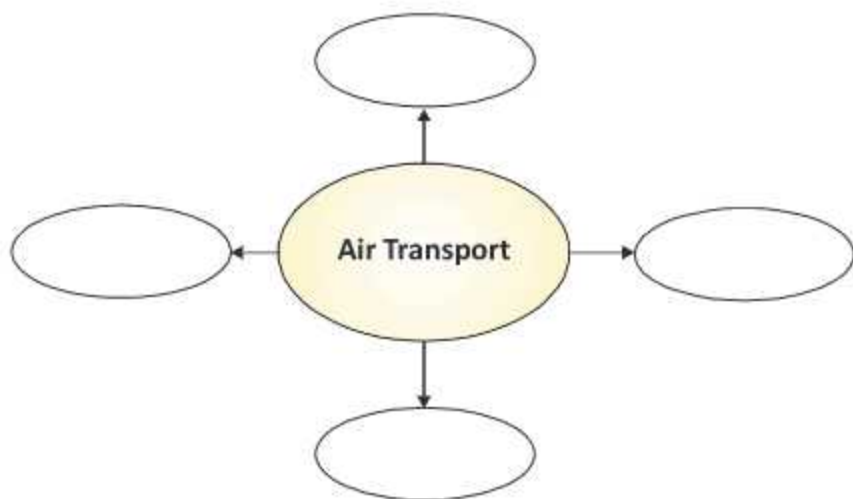
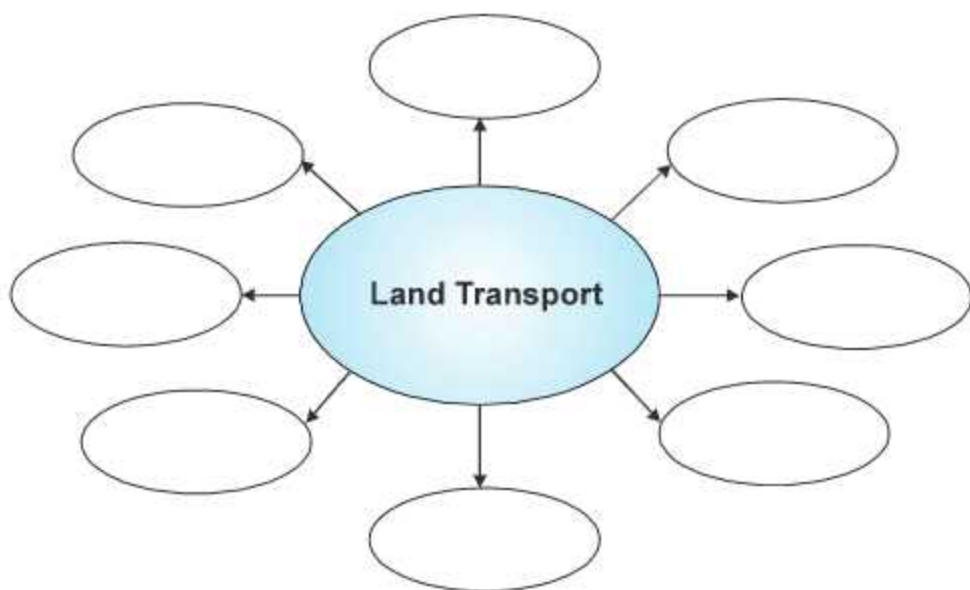
- |          |          |           |
|----------|----------|-----------|
| 1. _____ | 5. _____ | 9. _____  |
| 2. _____ | 6. _____ | 10. _____ |
| 3. _____ | 7. _____ | 11. _____ |
| 4. _____ | 8. _____ | 12. _____ |

### C. Means of Transport



### D. Write the means of transport





### III. Language Corner

#### A. Read the following sentences

1. Muskan wanted to buy apples. Muskan went to the market.
2. Kirat also wanted apples. Kirat went with Muskan.
3. Muskan and Kirat are now eating apples.

### These sentences can be written as

1. Muskan wanted to buy apples. **She** went to the market.  
Kirat also wanted apples. **He** went with **her**.
2. **They** are now eating apples.

Please note that we have used the words (in pink) in the place of Nouns. The words that can be used in place of nouns are called **Pronouns**. With the help of pronouns, repetition of nouns can be avoided.

### B. Fill in the blanks selecting the correct pronoun from the given choices

1. \_\_\_\_\_ went to Delhi yesterday.  
(a) him (b) her (c) They
2. \_\_\_\_\_ are going to school.  
(a) He (b) She (c) We
3. I saw Seema and Mona. \_\_\_\_\_ were going for a picnic.  
(a) She (b) Them (c) They
4. \_\_\_\_\_ is reading a story.  
(a) They (b) He (c) We
5. \_\_\_\_\_ likes apple.  
(a) She (b) him (c) them



## IV. Listen, Speak and Enjoy

### A. Commands

- Please wait.
- Be careful.
- Listen to me carefully.
- Do your homework daily.



## B. Rhyme

## Be Good

*Boy, boy, boy  
Life is a joy.  
Good, good, good,  
Speak the truth.  
Sigh, sigh, sigh  
Never tell a lie.  
Test, test, test  
Honesty is the best.*

## V. Reading Practice

### A. Pronounce 'ck' as in neck

neck

deck

peck

pick

tick

lick

sick

thick

stick

bucket

ticket

pocket

jacket

sack

back

rack

pack

black

lock

rock

clock

frock

**B.****The Cow**

1. The cow is a domestic animal.
2. It has four legs, two eyes, two ears and a tail.
3. It gives us milk. It eats grass and fodder.
4. Its milk is very healthy.
5. Many sweets are prepared from its milk.
6. The cow is a very useful animal.

**VI. Writing Desk**

**Look at the picture carefully and write five sentences about it.**

1. \_\_\_\_\_
2. \_\_\_\_\_
3. \_\_\_\_\_
4. \_\_\_\_\_
5. \_\_\_\_\_



## VII. Value I learnt

**Put a tick or cross for the following statements**

- |                           |                          |
|---------------------------|--------------------------|
| 1. Always speak the truth | <input type="checkbox"/> |
| 2. Depend on others       | <input type="checkbox"/> |
| 3. Never help anyone      | <input type="checkbox"/> |
| 4. Keep trying            | <input type="checkbox"/> |
| 5. Believe in God         | <input type="checkbox"/> |



## VIII. Activity Time

**Make flash cards of vehicles. Every student will show his flash card and speak one/two sentences about the vehicle.**

### THINK OVER IT!

Success does not come on its own.  
We have to achieve it with hardwork.





## Safety Rules

### Objective

- To inculcate the habit of reading for pleasure and information; and master the use of verbs and to develop communication skills.

### Pre reading

- Do you follow the rules while going on road?
- What do you know about traffic lights?

### New Words

- |            |            |             |               |
|------------|------------|-------------|---------------|
| • promised | • remember | • hurriedly | • passengers  |
| • injury   | • vehicle  | • crossing  | • pedestrians |



**Raman** : Dad! You promised to take me to the shopping mall on Saturday.

**Daddy** : I **remember**<sup>1</sup> my child. Finish your breakfast and get ready to go.

**Raman** : Yey! You are the best dad. (Raman finished his breakfast **hurriedly**<sup>2</sup> and got ready) I am ready.

**Daddy** : Let's go.

While sitting in the car, daddy asked Raman to wear his seat belt.

**Raman** : I know daddy that the traffic policeman would challan us if we are not wearing the seat belt.

1. recall 2. quickly



**Daddy (laughs) :** We do not wear seat belt for the policeman. We wear it for our safety. It protects the driver and the **passengers**<sup>3</sup> from **injury**<sup>4</sup> during any type of accident.

**Raman :** Hmm! (He pulls his seat belt and smiles)  
(At traffic signal, daddy stops the car just on the zebra crossing.)

**Raman :** Daddy! We should not stop the **vehicles**<sup>5</sup> on the zebra crossing. Our teacher told us that zebra crossing is for the safety of the **pedestrians**<sup>6</sup>. Vehicles have to stop before the zebra crossing to let the pedestrians cross the road safely.

**Daddy :** Very well, Raman.  
(Raman starts singing)

**Raman :** 'Red light, Red light', What do you say?

I say, Stop!

Stop! Right away.

'Yellow light, Yellow light'

What do you say?

I say, Wait!

Wait! Right away.

'Green light, Green light'

What do you say?

I say, Go!

Go! Right away.

Daddy smiles and moves the car when the signal goes green.



3. travellers 4. hurt 5. means of transport 6. a person walking on the road



## I. Let's Answer

## Exercise



### A. Answer the following questions

1. What did daddy promise Raman ?

---

2. Why do we wear seat belt ?

---

3. What did the teacher tell Raman about zebra crossing?

---

4. Where should we stop our vehicles?

---

5. What does the green light indicate ?

---

## B. Objective Type Questions

**Tick the correct answer**

1. Raman and his daddy were going to

(a) a shopping mall

☐

(b) a hospital

☐

(c) playground

☐

2. Zebra crossing is meant for

(a) policemen

☐

(b) cars

☐

(c) pedestrians

☐

3. Yellow light indicates us to

(a) go

☐

(b) stop

☐

(c) wait

☐

4. Seat belt protects us from

(a) rain

☐

(b) injury

☐

(c) policeman

☐



**C. Match the words under A with their meanings under B**

**A**

- (1) hurriedly
- (2) passengers
- (3) vehicles
- (4) injure
- (5) remember


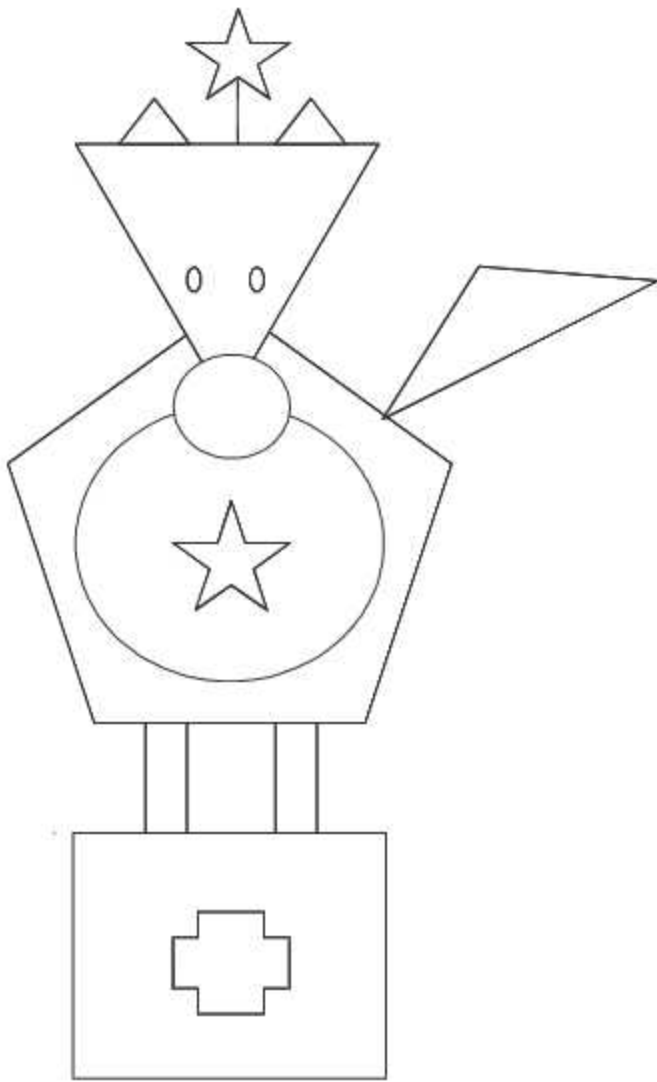

**B**

- travellers
- recall
- quickly
- means of transport
- harm



**II. Vocabulary**

**A. Colour the picture according to the colours filled in the shapes**



**B. How many times have the following shapes been used in the picture?**

Shapes	Number
1. square	one
2. triangle	_____
3. circle	_____
4. star	_____
5. pentagon	_____
6. rectangle	_____

**C. Identify and write the names of the colours used in the picture.**



1. \_\_\_\_\_
2. \_\_\_\_\_
3. \_\_\_\_\_
4. \_\_\_\_\_
5. \_\_\_\_\_



### III. Language Corner

#### A. Action Words



Manu is **eating** an apple.



Manpreet is **reading** a book.



Harman is **throwing** a ball.



Aman is **skipping**.



Anu is **drinking** juice.



Dhruv and Sara are **dancing**.

The highlighted words are called **Verbs**.

## B. Learn the following forms of Verbs

first form	second form	third form
come	came	come
cut	cut	cut
do	did	done
eat	ate	eaten
find	found	found
give	gave	given
go	went	gone
keep	kept	kept
make	made	made
pay	paid	paid
run	ran	run
say	said	said
take	took	taken
write	wrote	written

## C. Conjugate the following

cut		
eat		
do		
go		
give		
pay		
run		
write		
take		
make		


#### D. Underline the Pronouns in the sentences

- (a) He walked to the bus stop.
- (b) I am a student.
- (c) The dog hurt itself.
- (d) You are a wise man.
- (e) We took the furniture to his house.

#### E. Articles



a book



a camel



an umbrella



an onion



The Taj Mahal



The Sun



- F. Some articles have been used incorrectly in the following passage. Cross them out and write the correct article.

One morning, as Surjit was walking to school, he saw an big broken box. Out of a broken box, there fell the egg. What a egg! It was as big as Surjit. When he pushed it, an egg rolled. Surjit rolled it all the way to school.



#### IV. Listen, Speak and Enjoy

##### A. Commands

- Go to your seat.
- Sit properly.
- Keep your books on the table.

- B. Read the words aloud. Listen carefully. Try to identify the different sounds of 'c'. For example 'c' in cat sounds /k/ and 'c' in ice sounds /s/

cat

corn

comb

cake

cub

cop

cold

card

ice

city

rice

face

price

circle

pencil

cycle



## V. Reading Practice

### My Father

1. Mr. Vinod is my father.
2. He is forty years old.
3. He is a doctor.
4. He is dedicated to his profession.
5. He is very hardworking.
6. He always helps the needy and the poor.



## VI. Writing Desk

### A. Write the correct words in the given space

#### Safety Rules

#### Help Box

helmet, road, mobile phone, go, seat belt

1. Don't run on the \_\_\_\_\_.
2. Always use \_\_\_\_\_ in car.
3. Stop, look and \_\_\_\_\_.
5. Always wear a \_\_\_\_\_ when riding a bike.
6. Do not use \_\_\_\_\_ while driving.

## B. Word Pairs

Example :

bread and butter

sun and moon

Make the correct word pair.

1. father and \_\_\_\_\_

2. salt and \_\_\_\_\_

3. cup and \_\_\_\_\_

4. brother and \_\_\_\_\_

5. pen and \_\_\_\_\_

### Clue box

paper

saucer

pepper

sister

mother



## VII. Value I learnt

Always follow the traffic rules.



## VIII. Activity Time

Draw some road safety signs



**OBEDY TRAFFIC RULES AND SIGNS**  
to prevent road accidents

### THINK OVER IT!

The very first traffic lights were manually operated and gas-lit .They were installed in 1868 outside the Houses of Parliament in U.K.





# Teamwork

## Objective

- To enable the students appreciate the beauty of language and to tell the importance of teamwork.

## Pre reading

- What is a group of players called?
- Do you like to play alone or with your friends?
- Where can you work as a team?

## New Words

- |            |         |            |        |
|------------|---------|------------|--------|
| • teamwork | • dream | • together | • hoop |
| • common   | • baton | • whole    | • goal |



**Teamwork**<sup>1</sup>, teamwork,

**Together**<sup>2</sup> we can make our dream work.

Then we'll share the joy of what we've done.

Team work, everyone!

1. combined action of a group    2. with each other



It's fun to shoot the basketball through the **hoop**<sup>3</sup>,  
But if nobody passes, then nobody shoots.  
And the relay race just can't go on,  
If nobody wants to pass the **baton**<sup>4</sup>.  
We're the parts that make up the whole,  
And we've got our eyes on a common goal.  
Sometimes it can be a big plus,  
When you or I becomes an us !

3. a circular metal ring 4. a thin stick



## I. Let's Answer

### Exercise



#### A. Answer the following questions

1. What does teamwork mean ?

---

2. Is teamwork needed to play basketball ?

---

3. What does the player pass on in relay race ?

---

#### B. Objective Type Questions

• Tick the correct answer

1. Teamwork means

(a) to work alone

☐

(b) to work together

☐

2. It's a great success

(a) when we work together

☐

(b) when we work alone

☐

3. The baton is passed to

(a) the player

☐

(b) the teacher

☐

### C. Tick where teamwork is required

1. preparing a school magazine

☐

2. running a relay race

☐

3. skating

☐

4. playing cricket

☐

5. watering the plants

☐

6. reciting a poem

☐

### D. Make sentences

1. teamwork

\_\_\_\_\_

2. baton

\_\_\_\_\_

3. goal

\_\_\_\_\_

4. race

\_\_\_\_\_



## II. Vocabulary

### A. Write Compound words

eg. car + pet = carpet

1. foot + ball = \_\_\_\_\_

2. sun + flower = \_\_\_\_\_

3. post + man = \_\_\_\_\_

4. rain + coat = \_\_\_\_\_

5. wheel + chair = \_\_\_\_\_
6. tea + pot = \_\_\_\_\_
7. wrist + watch = \_\_\_\_\_
8. spider + man = \_\_\_\_\_
9. black + board = \_\_\_\_\_
10. tooth + brush = \_\_\_\_\_

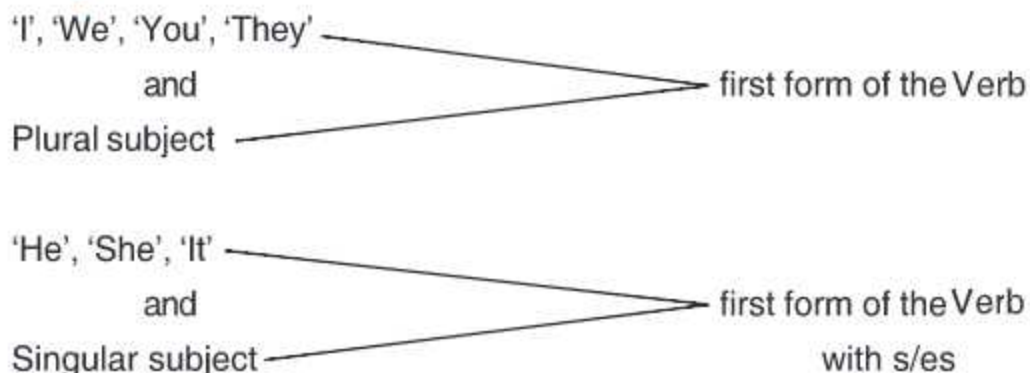
### B. Change the vowel and make a new word.

1. ball → b\_\_ll
2. bell → b\_\_ll
3. hall → h\_\_ll
4. fall → f\_\_ll
5. role → r\_\_le
6. stall → st\_\_ll
7. lock → l\_\_ck
8. sick → s\_\_ck
9. pack → p\_\_ck
10. dear → de\_\_r



## III. Language Corner

### A. Simple Present Tense



### Examples

1. I go to school daily.
3. Children like chocolates.
3. She takes exercise regularly.
4. He likes oranges.

### B. Underline the Simple Present Tense form of the Verbs:

1. She looks healthy.
2. He swims in the pond.
3. Rani sings very well.
4. Rabbits run very fast.
5. We get sugar for sugarcane.
6. Farmers work on the farms.
7. We live in a big house.
8. I go to the temple daily.
9. They drink cold water.
10. I like my teacher.

### C. Fill in the blanks using the Simple Present Tense form of the Verbs:

1. She \_\_\_\_\_ oranges. (like)
2. He often \_\_\_\_\_. (fail)
3. I \_\_\_\_\_ the answer. (knows)
4. Simar \_\_\_\_\_ Punjabi songs. (sing)
5. The dolls \_\_\_\_\_ pretty. (look)
6. They \_\_\_\_\_ the gate at 10:00 p.m. (close)

7. I \_\_\_\_\_ money in my purse. (put)
8. We \_\_\_\_\_ for a vacation every year. (go)
9. Mother \_\_\_\_\_ the clothes in the morning. (wash)
10. The sun \_\_\_\_\_ in the east. (rise)



#### IV. Listen, Speak and Enjoy

- Open the window.
- Shut the door.
- Excellent work.
- Put your books in your bag.



#### V. Reading Practice

##### The Morning Assembly of Our School

1. Our day in the school begins with the morning assembly.
2. All the students assemble in the school ground.
3. We stand classwise in queues.
4. We say the prayer and perform exercises.
5. One of our teachers delivers a lecture based on moral values.
6. We sing the National Anthem and return to our classes.





## VI. Writing Desk

**Fill in the blanks and complete the paragraph on 'My Best Friend'**

\_\_\_\_\_ is my best friend. He is \_\_\_\_\_ years old. He studies in \_\_\_\_\_ class. His mother is a \_\_\_\_\_. His father is a \_\_\_\_\_. He lives near my house. We play \_\_\_\_\_ in the evening. He is an \_\_\_\_\_ boy. He is very \_\_\_\_\_. He \_\_\_\_\_ helps others. I like him very \_\_\_\_\_.



## VII. Value I learnt

**Tick the correct one**

1. The team members have
  - (a) a common goal
  - (b) different goal
2. The team members
  - (a) do not co-operate each other.
  - (b) work collectively and happily.
3. It is better to play \_\_\_\_\_ in hockey.
  - (a) individually
  - (b) collectively



## VIII. Activity Time

### Tug of War

Make two teams and do activity - Tug of War



### THINK OVER IT!

The ants work as a team to pull heavy food items. Their leaders guide the group in the correct direction.





## Walnut and Watermelon

### Objective

- The story motivates the students to develop the questioning and understanding skills.

### Pre reading

- Where do fruits grow?
- Do watermelons grow on trees?
- Name some dry fruits.

### New Words

- |          |          |         |            |
|----------|----------|---------|------------|
| • expert | • carpet | • vine  | • around   |
| • shady  | • wise   | • weave | • almighty |



Kashmir in India is called a **Paradise**<sup>1</sup> on the earth. Long ago, there lived a small boy called Rahim. He lived with his parents. They were **expert**<sup>2</sup> craftspersons. They used to weave beautiful carpets and sell them.

1. heaven    2. person having high knowledge

One day, Rahim and his father went for a morning walk at 6 o'clock. Rahim was questioning his father about the things around and enjoying. On the way, he saw beautiful mountains, lush<sup>3</sup> green lands, grazing cows and white ducks swimming in a small pond.

**Rahim** : Father, I am tired now.

**Father** : We can take rest.

(They both sat down under a shady walnut tree. Suddenly, Rahim's eyes fell on a very big watermelon growing in a field nearby.)



**Rahim** : Which fruit is that, father?

**Father** : That is a watermelon. It grows on a vine<sup>4</sup>.

**Rahim** : Walnut is much smaller than the watermelon but the walnut tree is stronger than the watermelon vine. I wonder<sup>5</sup> why God did that.

**Father** : What do you think?

**Rahim** : I think, God has made a mistake. The walnut should have grown on a vine and the watermelon on a tree.

3. having lot of plants 4. a creeping plant 5. surprise

**Father** : Rahim, never doubt God. Whatsoever God has done or does is always a wise **decision**<sup>6</sup>.

(Just then a walnut fell on Rahim's head and **struck**<sup>7</sup> his head sharply.)

**Rahim** : Ouch! Now I understand. I am glad that walnuts and not watermelons grow on trees. God, the Almighty is, indeed very wise.

6. judgement 7. hit



## I. Let's Answer

### Exercise



#### A. Answer the following questions

1. Who was Rahim?

---

2. Where did Rahim live?

---

3. Where did Rahim go with his father?

---

4. Where did they take rest ?

---

5. Which fruit is smaller-Walnut or Watermelon ?

---

6. What fell on Rahim's head ?

---



## B. Make sentences using the following words

1. God \_\_\_\_\_
2. vine \_\_\_\_\_
3. tree \_\_\_\_\_
4. fruit \_\_\_\_\_
5. parents \_\_\_\_\_

## C. Fill in the blanks using the given words

wise    big    stronger    shady

1. They sat down under a \_\_\_\_\_ walnut tree.
2. Rahim saw a \_\_\_\_\_ watermelon.
3. The walnut tree is \_\_\_\_\_ than a watermelon vine.
4. God is, indeed, very \_\_\_\_\_.



## II. Vocabulary

### A. Arrange the words alphabetically

- |     |       |       |        |
|-----|-------|-------|--------|
| (a) | eyes  | shady | clay   |
|     | _____ | _____ | _____  |
| (b) | tree  | big   | father |
|     | _____ | _____ | _____  |

### B. Give the opposite words for the following :

1. thin \_\_\_\_\_
2. big \_\_\_\_\_

3. strong \_\_\_\_\_
4. wise \_\_\_\_\_
5. down \_\_\_\_\_
6. under \_\_\_\_\_
7. long \_\_\_\_\_
8. small \_\_\_\_\_

**C. Write the name of fruits**

1. \_\_\_\_\_
2. \_\_\_\_\_
3. \_\_\_\_\_
4. \_\_\_\_\_
5. \_\_\_\_\_
6. \_\_\_\_\_
7. \_\_\_\_\_
8. \_\_\_\_\_
9. \_\_\_\_\_
10. \_\_\_\_\_



**Write the name of vegetables**

1. \_\_\_\_\_
2. \_\_\_\_\_
3. \_\_\_\_\_
4. \_\_\_\_\_
5. \_\_\_\_\_
6. \_\_\_\_\_
7. \_\_\_\_\_
8. \_\_\_\_\_
9. \_\_\_\_\_
10. \_\_\_\_\_

#### D. Write the name of dry fruits

1. walnut



2. almond



3. cashew nut



4. peanut



5. raisins



6. pistachio



### III. Language Corner

#### A. Simple Past Tense

In Simple Past Tense, the second form of the Verb is used.

Read the underlined Verbs .

1. An old man looked tired.
2. She gave a coin to the beggar.

#### B. Underline the Verbs (Simple Past Tense)

1. I ate food.
2. A little girl sang a song.
3. A boy played football.
4. My father drove his car to work.
5. I visited my uncle .
6. She wrote a letter.
7. A frog jumped into a pond.
8. He drank a glass of milk.

9. The baby slept soundly.
10. My friends met me yesterday.

**C. Fill in the blanks with the Simple Past Tense form of Verbs using the given words.**

1. He \_\_\_\_\_ a ball. (throw)
2. My mother \_\_\_\_\_ a chocolate cake for me. (bake)
3. The children \_\_\_\_\_ healthy. (look)
4. The old woman \_\_\_\_\_ on a bench. (sleep)
5. Neha \_\_\_\_\_ the door. (open)
6. I \_\_\_\_\_ a story. (tell)
7. She \_\_\_\_\_ well. (dance)
8. It \_\_\_\_\_ heavily. (rain)
9. They \_\_\_\_\_ a movie. (watch)
10. Balkar \_\_\_\_\_ a car. (drive)

**D. Look at the picture carefully and read the sentences given below**



1. The dog is **under** the bed.
2. The computer is **on** the table.
3. The cat is **behind** the computer.
4. The books are **in** the box.

The highlighted words are **prepositions**.

**E. Look at the picture and complete the sentences using Prepositions from the box**



near   on   in   under   between

1. The lamp shade is \_\_\_\_\_ the table.
2. The ball is \_\_\_\_\_ the table.
3. The flowers are \_\_\_\_\_ the vase.
4. The table is \_\_\_\_\_ the chair and the sofa.
5. The cat is \_\_\_\_\_ the sofa.

**F. Some prepositions are missing. Write them to complete the following passage (one has been done for you.)**

in   up   down   of   among

When Aladin went down the steps, he found himself \_\_\_\_\_ a world of gold and diamonds. He saw fruits made \_\_\_\_\_ rubies, pearls and gems. At last, he got a lamp and came \_\_\_\_\_ the stairs. It was not easy to come \_\_\_\_\_ with the lamp \_\_\_\_\_ one hand.



## IV. Listen, Speak and Enjoy

### A. Tongue Twister

A sailor went to sea to see  
what he could see. All he  
could see was sea, sea, sea.



## V. Reading Practice

### A. Rhyme

#### Colours

Colours, colours, so many colours !  
The sun is yellow, the sky is blue  
Come with me, I will show you.

Colours, colours, so many colours !  
The rose is red, the grass is green.  
It's a reality, not a dream.

Colours, colours, so many colours !  
The crow is black, the pigeon is white  
Stay with love and do not fight.





## VI. Writing Desk

### A. Write slogans on 'SAVE MOTHER EARTH'



Let's go green

### Write slogans on 'SAVE WATER'



SLOW THE FLOW  
SAVE WAER

## B. Let us learn how to write an application

### Application

Suppose you are Gurjot Kaur. You are ill, and cannot go to school. You study in class IV in Government Elementary School, Jwalapur, Moga. Write an application to the Principal of your school for a day's leave.

The Principal

\_\_\_\_\_

\_\_\_\_\_

March 7, 20..

**Madam**

I am ill. I cannot come to school today. Kindly grant me leave for one day.

Thanking you

Yours \_\_\_\_\_

\_\_\_\_\_ (name)

\_\_\_\_\_ (class)

\_\_\_\_\_ (roll no.)



## VII. Value I learnt

Write do's and don'ts for saving nature

### Do's

1. Plant trees.
2. \_\_\_\_\_
3. \_\_\_\_\_
4. \_\_\_\_\_
5. \_\_\_\_\_

### Don'ts

1. Do not litter.
2. \_\_\_\_\_
3. \_\_\_\_\_
4. \_\_\_\_\_
5. \_\_\_\_\_



## VIII. Activity Time

Teacher will ask every student to complete the birth chart.

I was born on/in/at

Day \_\_\_\_\_

Date \_\_\_\_\_

Month \_\_\_\_\_

Year \_\_\_\_\_

Time \_\_\_\_\_

### THINK OVER IT!

The Greeks called walnuts 'kernel' meaning 'head', because the shell resembles a human skull and the walnut kernel itself looks like a brain!





## Health in Our Hands

### Objective

- To motivate the students to comprehend and narrate simple experiences and to inculcate the habit of cleanliness and hygiene.

### Pre reading

- What are good habits?
- Do you wash your hands before taking meal?
- What will happen if you don't wash your hands?

### New Words

- |           |          |          |          |
|-----------|----------|----------|----------|
| • ache    | • forget | • wealth | • advice |
| • stomach | • germs  | • health | • drain  |



It was November 14. Simran was getting ready for her school. She was very happy. She had to **participate**<sup>1</sup> in the Children's Day **celebration**<sup>2</sup> in the school.

Suddenly, she felt stomach **ache**<sup>3</sup>. It was **severe**<sup>4</sup>. Simran's mother took her to the doctor. "Did you eat outside last night?" asked the doctor. "No", said

1. take part 2. party 3. pain 4. very bad

Simran, "I came back after playing football with my friends, had dinner and went to bed".

"You didn't wash your hands before eating, did you?", the doctor said. Simran answered, "No". The doctor found the reason for her stomach ache. She had eaten with dirty hands. She had not washed them with soap. The germs had moved into her body through her hands. He said, "Never forget that health is **wealth**<sup>5</sup> and good health lies in your neat and clean hands".

Simran was sad that she missed the school function, but she was also happy that she had learnt how to stay healthy.

The next day, when Simran went to school, she told her teacher that she was **sick**<sup>6</sup>. So, she could not attend the Children's Day celebration. Also, she discussed the doctor's advice with the teacher. The teacher asked her to share the doctor's advice in the class.



Simran was happy to share. She said, "We should eat healthy food, avoid junk food and drink lots of water. We must wash our hands with soap from the front and backside and between the fingers before eating, after coughing, playing, touching pets, using toilets and visiting a hospital".

"Simran, you have learnt a lesson now," said the teacher "Students, we should keep our hands neat and clean as our health is in our hands. The germs cannot be seen with a naked eye but they are there. The germs are very **dangerous**<sup>7</sup>. But when we wash our hands with soap, the germs go down the drain. If you want to be healthy, always wash your hands before eating. So students, what have you learnt today?"

All the students shouted, "Our health is in our hands".





## I. Let's Answer

# Exercise



### A. Answer the following questions

1. Which day is celebrated as Children's day ?

---

2. Why did the mother take Simran to the doctor ?

---

3. Do you wash your hands before eating ?

---

4. What have you learnt from the story ?

---

### B. Fill in the blanks

soap   clean   hands   health   germs

We should keep our \_\_\_\_\_ neat and \_\_\_\_\_. The \_\_\_\_\_ cannot be seen with a naked eye. The germs are very tiny. When we wash our hands with \_\_\_\_\_, the germs go down the drain. \_\_\_\_\_ lies in your hands.

### C. Make sentences

1. wash \_\_\_\_\_

2. school \_\_\_\_\_

3. teacher \_\_\_\_\_

4. drink \_\_\_\_\_



#### D. Write one word for the following

1. One who helps in need      friend\_\_\_\_\_
2. One who treats the sick      \_\_\_\_\_
3. One who teaches      \_\_\_\_\_
4. One who sells medicines      \_\_\_\_\_



## II. Vocabulary

#### A. Learn these words and write in your notebook

- |               |              |
|---------------|--------------|
| 1. action     | 2. question  |
| 3. nation     | 4. addition  |
| 5. position   | 6. station   |
| 7. motion     | 8. condition |
| 9. invitation | 10. vacation |
| 11. dictation |              |

#### B. Make words using letters from the given words

- |             |       |       |       |
|-------------|-------|-------|-------|
| 1. health   | eat   | the   | heal  |
| 2. hand     | _____ | _____ | _____ |
| 3. wash     | _____ | _____ | _____ |
| 4. toilet   | _____ | _____ | _____ |
| 5. hospital | _____ | _____ | _____ |



### III. Language Corner

#### A. Look at the following pictures

a beautiful girl




an angry lion



a colourful umbrella



a white cow



a big pumpkin

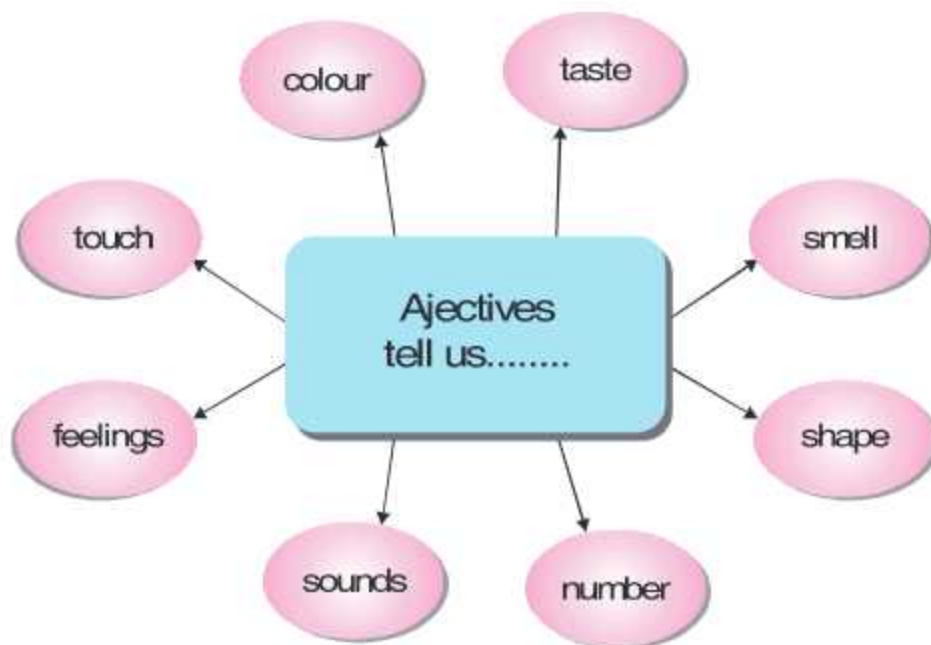


two pigeons



The highlighted words are called **Adjectives**.

## Adjectives



<b>colour</b>	red, green, yellow, white
<b>taste</b>	sweet, sour, bitter
<b>smell</b>	strong, sweet, fresh
<b>shape</b>	round, triangle, flat
<b>number</b>	few, many, two
<b>sounds</b>	loud, silent, quiet
<b>feelings</b>	happy, sad, angry
<b>touch</b>	hard, soft, smooth.

## B. Fill in the blanks with correct option

1. a \_\_\_\_\_ mango. (yellow/black)



2. \_\_\_\_\_ honey. (bitter/sweet)



3. a \_\_\_\_\_ ball. (round/square)



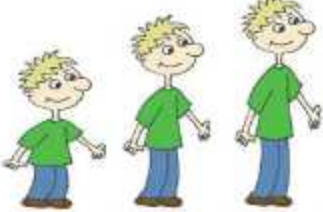



4. a \_\_\_\_\_ boy. (angry/happy)



5. \_\_\_\_\_ books. (four/two)



## C. Degrees of Comparison

 tall      taller      tallest	 fat      fatter      fattest
 big      bigger      biggest	 fast      faster      fastest

Positive	Comparative	Superlative
good	better	best
bad	worse	worst
brave	braver	bravest
tall	taller	tallest
old	older	oldest
soft	softer	softest
small	smaller	smallest
short	shorter	shortest
sweet	sweeter	sweetest
wise	wiser	wisest
high	higher	highest
young	younger	youngest
beautiful	more beautiful	most beautiful
important	more important	most important

**D. Fill in the blanks with Positive, Comparative or Superlative degree of Adjective**

Positive	Comparative	Superlative
	softer	
		worst
kind		
good		
	more intelligent	
		lowest



## IV. Listen, Speak and Enjoy

### A. Conversation

1. How are you ?  
I am fine, thank you.
2. Have you done your work ?  
Yes, I have done my work.

### B. Tongue Twister

I scream, you scream,  
We all scream  
for an ice cream.

### C. The teacher will speak the following words in one go

- savlon
- dettol
- bandage
- medicine
- cotton

Now, the teacher will ask the students to speak the same words to check their recalling power.





## V. Reading Practice

### A. Do you know the steps of washing hands?

Here they are. Read and follow:

1. Wet your hands.
2. Apply soap.
3. Rub between your fingers.
4. Rub your thumbs and wrists.
5. Rub your nails on the palm.
6. Rinse and dry your hands.

### B. Arrange the pictures in order:



(a)



(b)



(c)



(d)



(e)



(f)



## VI. Writing Desk

### A. Good Habits

1. Rise early in the \_\_\_\_\_.
2. \_\_\_\_\_ your teeth twice a day.
3. Take a bath \_\_\_\_\_.
4. Trim your \_\_\_\_\_ properly.
5. Wash your hands before and \_\_\_\_\_ meals.
6. \_\_\_\_\_ be punctual.
7. Respect your \_\_\_\_\_.
8. \_\_\_\_\_ the truth.
9. Come to school \_\_\_\_\_.
10. Do your homework \_\_\_\_\_.



## VII. Value I learnt

**Pick and write**

come late    punctual  
loveable    truthful    fight  
tell a lie    steal    careful

**I am always**

1. \_\_\_\_\_
2. \_\_\_\_\_
3. \_\_\_\_\_
4. \_\_\_\_\_

**I never**

1. \_\_\_\_\_
2. \_\_\_\_\_
3. \_\_\_\_\_
4. \_\_\_\_\_



### VIII. Activity Time

Tell your family and friends about benefits and steps of washing hands.

**Or**

Organize a rally on Global Hand Wash Day.

#### THINK OVER IT!

Global Hand Washing Day (GHD) is a campaign to motivate and mobilize people around the world to improve their hand washing habits.

Global Hand washing Day falls on October 15.





## Green Diwali, Safe Diwali

### Objective

- To enable the students to use appropriate vocabulary and put ideas in proper sequence. It also aims at making them aware of green and clean Diwali.

### Pre reading

- Name some festivals.
- Name your favourite festival.
- How do you celebrate it?

### New Words

- |             |           |               |            |
|-------------|-----------|---------------|------------|
| • pollute   | • cracker | • minute      | • festival |
| • dangerous | • candles | • environment | • earth    |



Once there lived five friends in a village. They were - Golu, Molu, Sonu, Garima and Reena. They never **fought** with one another. They always helped the poor and the needy. People, in their village, called them the 'Golu Gang'.

One day, the Golu Gang was returning from school. They heard a loud cry, "Help ! Help !" They saw that a small boy of about five years was crying loudly. He

1. punched each other



had burnt his hand with a cracker. Golu **hurriedly**<sup>2</sup> took him to a nearby tap and washed his burnt hand for ten minutes under the running water. Afterwards, they took him to the doctor. Meanwhile, the parents of the boy also reached there and thanked the Golu Gang. The children were happy.

They started planning for the festival of Diwali. Only three days were left for the Festival of Lights. Garima asked, "What's the plan for Diwali?"

"We will burst **crackers**<sup>3</sup>, light up the candles and eat lots of sweets", said Monu happily. Reena added that she would wear the new dress gifted by her parents.

"Friends, we will do all these things except bursting crackers. We will celebrate Green Diwali. Crackers are **dangerous**<sup>4</sup> as you have just seen", said Golu. "Are you afraid, Golu?", Sonu laughed.



"Yes I am afraid for my Mother Earth. Crackers **pollute**<sup>5</sup> the **environment**<sup>6</sup>. Infact, we will plant trees on the day of Diwali. Let the Golu Gang do it.

"That's a great idea", all shouted with joy.

On Diwali, the Golu Gang planted fifty trees in their village. The Panchayat helped them. Then, they lighted one 'diya' under each tree. They shared sweets with the poor children, wore new dresses, lit their houses and danced with joy. In this way, they all celebrated Green Diwali in a different manner. It was a safe Diwali.



2. quickly 3. fire works 4. unsafe 5. make dirty 6. surroundings

## Exercise



### I. Let's Answer

#### A. Answer the following questions

1. How many friends were there?

---

2. What did the people call them?

---

3. Why was a small boy crying?

---

4. Are crackers dangerous?

---

5. What did the five friends do on Diwali ?

---

#### B. Make sentences

1. festival \_\_\_\_\_

2. trees \_\_\_\_\_

3. dangerous \_\_\_\_\_

4. crackers \_\_\_\_\_

#### C. Match the following

- |                 |                   |
|-----------------|-------------------|
| 1. Golu gang    | festival of light |
| 2. Diwali       | dangerous         |
| 3. Crackers     | five friends      |
| 4. Green Diwali | safe diwali       |





## II. Vocabulary

### A. Match the following pictures with respective festivals

1. Lohri



2. Holi



3. Baisakhi



4. Raksha Bandhan



5. Dussehra



6. Diwali



7. Eid



8. Christmas



B. Here are some pictures related to some seasons. Write the name of the season against each picture.



\_\_\_\_\_



\_\_\_\_\_



\_\_\_\_\_



\_\_\_\_\_



\_\_\_\_\_



### III. Language Corner

A. Read the following passage

Motu and Patlu got up **early** one morning. They **quickly** got ready for the morning prayers. They prayed **aloud**. They had their breakfast **hurriedly** and went to the market. They bought a beautiful doll with **curly** hair. They gifted it **happily** to a small poor girl.

All the highlighted words are called **Adverbs**.

**Write one word answer for the following from the passage given on the previous page**

1. When did Motu and Patlu get up? early
2. How did they get ready for prayers? \_\_\_\_\_
3. How did they pray? \_\_\_\_\_
4. How did they have breakfast? \_\_\_\_\_
5. How did they gift the doll? \_\_\_\_\_

**B. Fill in the blanks with Adverbs**

1. She walks \_\_\_\_\_. (slowly/rudely)
2. The teacher spoke \_\_\_\_\_. (politely/early)
3. I go for a walk \_\_\_\_\_. (bravely/regularly)
4. He ate the food \_\_\_\_\_. (loudly/hungrily)
5. The soldier fought \_\_\_\_\_ with the enemies. (beautifully/bravely)
6. Come \_\_\_\_\_. (quickly/softly)



**IV. Listen, Speak and Enjoy**

**A. Commands**

- Don't fight with each other.
- Don't use bad language.
- Don't get late for school.
- Be punctual.



## V. Reading Practice

A.

Holi



1. Holi is a festival of colours.
2. It is a popular spring festival.
3. Holi celebration begins with lighting up of bonfire on Holi eve.
4. People rub gulal - the coloured powder on one another.
5. Everybody wishes Happy Holi to one another.
6. It is celebrated with fun and enthusiasm all over India.

B. Read the words ('h' silent)

1. what

2. when

3. why

4. which

5. honest

6. hour

7. while

8. white



## VI. Writing Desk

### Fill in the blanks

clothes    lights    gifts    cracker    Luxmi    homes

1. Diwali is the festival of \_\_\_\_\_.
2. People whitewash their \_\_\_\_\_.
3. People wear new \_\_\_\_\_.
4. People distribute \_\_\_\_\_.
5. Children burst \_\_\_\_\_ at night.
6. Goddess \_\_\_\_\_ is worshipped.



## VII. Value I learnt

During school, you find some students plucking flowers and littering.  
What will you do? (Tick the correct option/options)

1. You would hit them. ☐
2. You would inform your teacher. ☐
3. You would pick up the bits of paper and throw them in the dustbin. ☐
4. You would join them. ☐



## VIII. Activity Time

Teachers will help the students to prepare a speech on **Green Diwali, Clean Diwali.**



### THINK OVER IT!

If plants are exposed to music, they grow well.  
Plants are able to sense the vibrations of music.







## Shri Guru Nanak Dev Ji

### Objective

- To enable the students to learn and write the description of people and respond to textual questions.

### Pre reading

- Name the Sikh Gurus.
- Who is the first Guru of Sikhs?
- Have you ever heard about Shri Guru Nanak Dev ji ?

### New Words

- |          |            |            |            |
|----------|------------|------------|------------|
| • bought | • earnings | • hungry   | • business |
| • spent  | • recited  | • deprived | • entire   |



Guru Nanak Dev ji was the first Guru of Sikhs. His father's name was Mehta Kalu. His mother's name was Tripta Devi. His **elder**<sup>1</sup> sister was Bebe Nanki.

1. older

Guru Nanak Dev ji was always ready to help the needy. Once his father gave him twenty rupees to start a **business**<sup>2</sup>. Guru Nanak Dev ji saw some hungry sadhus. He bought food for the sadhus with all the money he had. His father asked him about the money he had given him. Nanak said that he has done true duty and told him that he had fed the **hungry**<sup>3</sup> sadhus.

After that he was sent to a Modi Khanna to work. He spent his entire earnings on the poor and the deprived. He never kept anything for himself.

He **preached** that God is present everywhere. His main three teachings were: 'Naam Japo, Kirat Karo, Vand Chhako'.

Guru Nanak Dev ji led a life of purity and **charity**<sup>5</sup>. In order to spread his message of brotherhood, he took four long journeys (Udasiyan) in all the four directions.

Guru Nanak Dev ji composed "Japji Sahib" which is recited as morning prayer.

2. profession 3. starving 4. taught 5. to provide help to the needy

## Exercise



### I. Let's Answer

#### A. Answer the following questions

1. Who was the first Guru of Sikhs?

---

2. How much money did Guru Nanak Dev ji's father give him?

---

3. How did he spend twenty rupees?

---

4. Write three main teachings of Shri Guru Nanak Dev ji.

---

## B. Objective Type Questions

1. Guru Nanak Dev ji was the \_\_\_\_\_ guru of the Sikhs.  
(a) first ☐ (b) second ☐  
(c) third ☐
2. Guru Nanak Dev ji's father gave him \_\_\_\_\_ to start a business.  
(a) ₹ 10 ☐ (b) ₹ 20 ☐  
(c) ₹ 30 ☐
3. Guru Nanak Dev ji saw some \_\_\_\_\_ sadhus.  
(a) poor ☐ (b) old ☐  
(c) hungry
4. Guru Nanak Dev ji spent his entire earnings on the \_\_\_\_\_.  
(a) rich ☐ (b) poor ☐  
(c) wealthy ☐
5. Guru Nanak Dev ji preached that God is present \_\_\_\_\_.  
(a) everywhere ☐ (b) somewhere ☐  
(c) nowhere ☐

## C. Make sentences

1. hungry \_\_\_\_\_
2. money \_\_\_\_\_
3. duty \_\_\_\_\_
4. message \_\_\_\_\_
5. prayer \_\_\_\_\_



Who Which What  
Where Why  
Whose How  
When

Who    What    Where    When    How    Why

- C. Add a letter to make a new word

- |        |             |
|--------|-------------|
| 1. old | <b>bold</b> |
| 2. ear | _____       |
| 3. his | _____       |
| 4. ill | _____       |
| 5. low | _____       |

6. nail \_\_\_\_\_
7. rock \_\_\_\_\_
8. lock \_\_\_\_\_
9. hair \_\_\_\_\_
10. hat \_\_\_\_\_

#### D. Remove a letter to make a new word

1. broom                      room
2. harm                      \_\_\_\_\_
3. open                      \_\_\_\_\_
4. shut                      \_\_\_\_\_
5. train                      \_\_\_\_\_
6. stable                      \_\_\_\_\_



### III. Language Corner

#### A. Punctuation marks

**Capital letter** is used at the start of a sentence and in Proper Nouns

**Full stop** (.) is put at the end of a statement.

**Question mark** (?) is put at the end of every question

**Comma** (,) is used to give pause before proceeding and to separate items in a list.

#### Punctuate the following sentences

1. drink clean water  
\_\_\_\_\_
2. who is he  
\_\_\_\_\_



3. he has an apple a banana and an orange

---

4. he is very fat

---

5. what is your name

---

6. raman is going to market

---

7. she lives in patiala

---

8. how is your health

---

9. meena and Sonia are friends

---

10. he is very lazy

---

**B. Put the punctuation marks comma (,), full stop (.), question mark (?) along with small and capital letters wherever necessary in the following sentences :**





1. once upon a time a man and his wife had a goose which laid a golden egg everyday
2. they became greedy
3. why not cut the goose
4. they cut it to have all the golden eggs
5. they killed the bird and could never have the golden eggs again

### C. Complete with in / at / on

- |                        |                             |
|------------------------|-----------------------------|
| 1. _____ the afternoon | 7. _____ Sunday             |
| 2. _____ June          | 8. _____ the box            |
| 3. _____ the table     | 9. _____ 2 p.m.             |
| 4. _____ noon          | 10. _____ Wednesday evening |
| 5. _____ summer        | 11. _____ bedtime           |
| 6. _____ the weekend   | 12. _____ my birthday       |



## IV. Listen, Speak and Enjoy

### A. Statements

- I see with my eyes.
- I smell with my nose.
- I hear with my ears.
- I feel with my skin.
- I taste with my tongue.



## V. Reading Practice

A.

### My Teacher



1. A teacher plays a vital role in everybody's life.
2. Mr. Mandeep is my teacher.
3. He is forty years old.
4. He is very hardworking.
5. He teaches us English in an interesting way.
6. He is punctual and loving.

### B. Read and learn these words and write in your notebook

1. knee
2. knife
3. knot
4. knob
5. knock
6. knitting
7. knight



## VI. Writing Desk

### Format of writing a Notice

Name of the School/Organisation	
<b>NOTICE</b>	
Date _____	Heading / Title
_____	
_____	
Signature (Name in block letters)	



## VII. Value I learnt

**Write the moral value you will adopt after reading this lesson.**

\_\_\_\_\_



## VIII. Activity Time

**Learners will draw a picture according to the description given by the teacher.**

1. Draw a hut in the middle.
2. The hut has two windows and one door.
3. The sun is shining on the right top.
4. There are some bushes near the hut.
5. There are some stones lying on the bottom left corner.
6. Two boys are playing with a ball in front of the hut.



**THINK OVER IT!**

God created the universe.





## Adventure with Books

### Objective


- To promote higher order thinking and also to create enthusiasm and excitement for reading.

### Pre reading

- Do you like reading books?
- Which book have you read recently?
- What did you like in the book?

### New Words

- |           |            |          |          |
|-----------|------------|----------|----------|
| • captain | • engineer | • elves  | • jungle |
| • fairies | • cowboys  | • desert | • beasts |



Books are ships  
That sail on the seas  
To lands of snow  
Or jungle trees.



And I'm the captain **bold**<sup>1</sup> and free,  
Who will decide which place we'll see.  
Come, let us sail the magic ship.

Books are trains  
In many lands,  
Crossing the hills  
Or **desert**<sup>2</sup> sands.  
And I'm the **engineer**<sup>3</sup> who guides  
The train on its exciting rides.  
Come, let us ride the magic train.



Books are zoos  
That make a home  
For birds and **beasts**<sup>4</sup>  
Not free to roam.

1. brave    2. land covered with sand    3. person who designs machines  
4. animals



And I'm the keeper of the zoo,  
I choose the things to show to you.  
Come, let us visit a zoo.

Books are gardens,  
Fairies, **elves**<sup>5</sup>,  
**Cowboys**<sup>6</sup>, and people  
Like ourselves.  
And I can find with one good look  
Just what I want, inside a book.  
Come, let us read !  
For reading is fun!

–*Velda Blumhagen*

5. small fairies    6. men who look after cattle



## 1. Let's Answer

### Exercise



#### A. Answer the following questions

1. What are books referred to in the poem?

---

2. Who is the engineer and the keeper of the zoo?

---

3. Give rhyming words from the poem.

---

**B. Fill in the blanks using the words from the poem**

1. Books are \_\_\_\_\_ in many lands.
2. Crossing \_\_\_\_\_ or desert sands.
3. And I'm the engineer who \_\_\_\_\_.
4. I choose the things to \_\_\_\_\_ you.
5. Come, let us \_\_\_\_\_ a zoo.

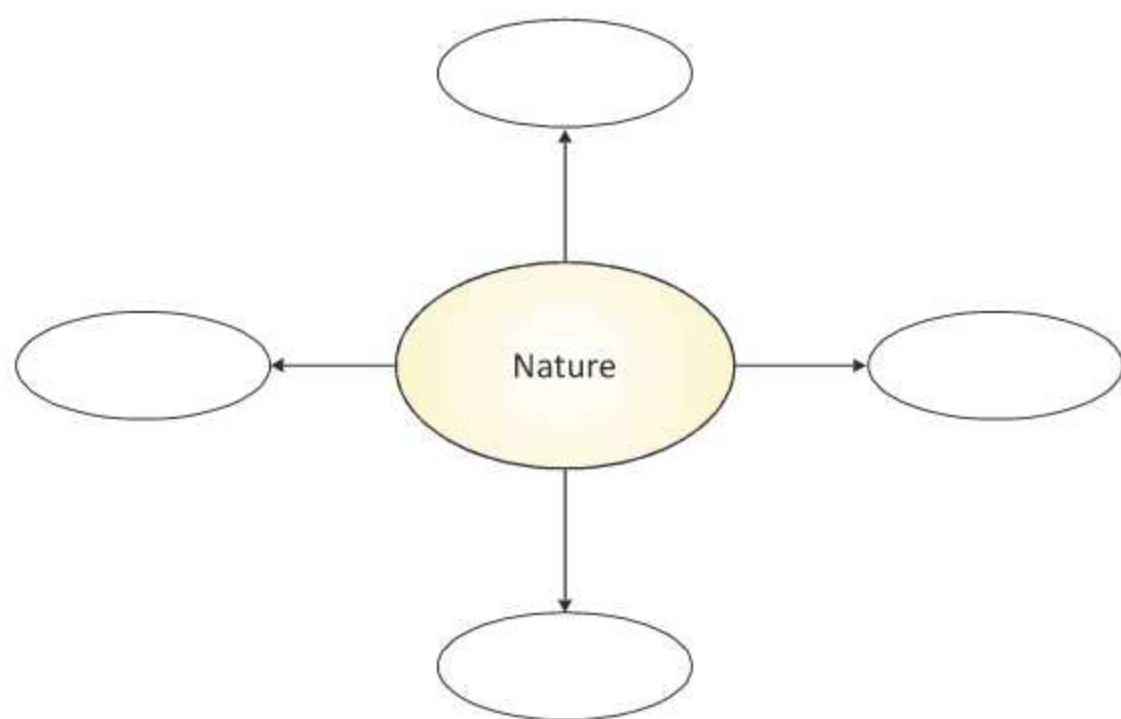
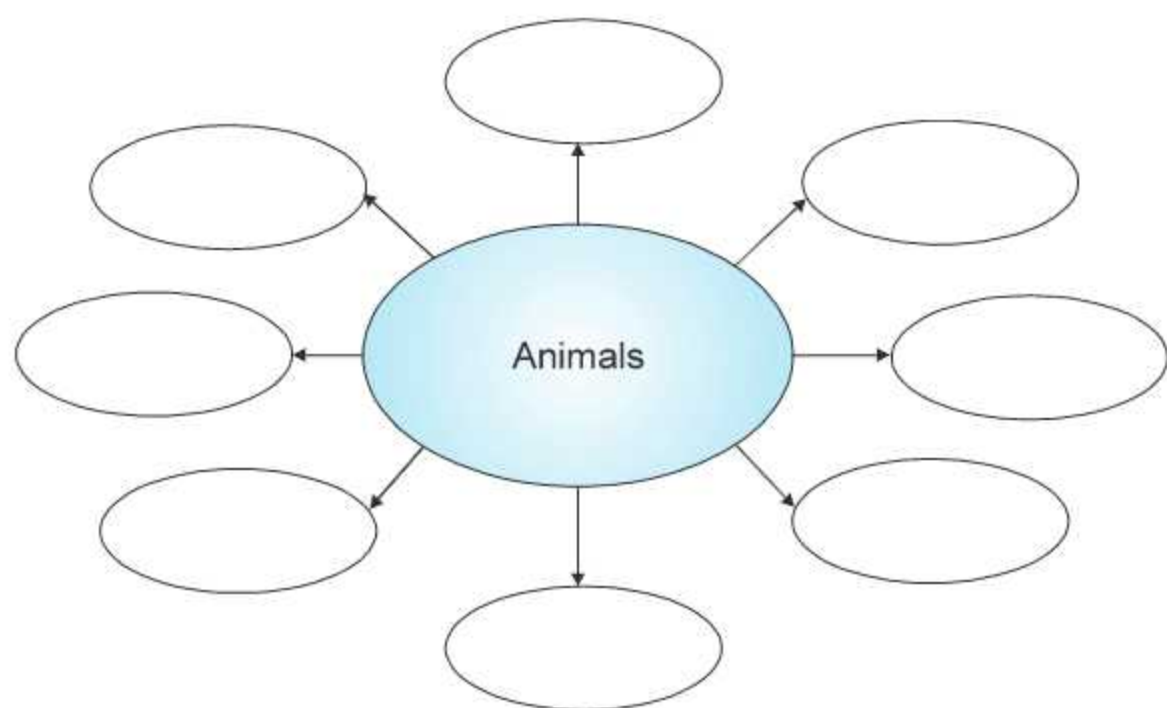


**II. Vocabulary**

**A. Label the following picture**



## B. Mind mapping



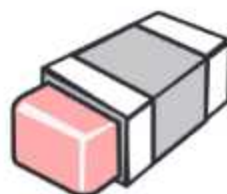
C. Write the names of stationery items



\_\_\_\_\_



\_\_\_\_\_



\_\_\_\_\_



\_\_\_\_\_



\_\_\_\_\_



\_\_\_\_\_



\_\_\_\_\_



\_\_\_\_\_



\_\_\_\_\_



### III. Language Corner

A.

#### Time of the day

#### Greetings

dawn	→	good morning!
morning	→	good morning!
afternoon	→	good afternoon!
evening	→	good evening!
night	→	good night!

B. Pick out Nouns and Pronouns and write in the space given below:

Ravneet is eight years old. She has many toys. She plays with them at home. She has a lot of friends. She plays with them in the playground. Mahi is her best friend. She shares her secrets with her. They study together.

#### Nouns

1. \_\_\_\_\_
2. \_\_\_\_\_
3. \_\_\_\_\_
4. \_\_\_\_\_

#### Pronouns

1. \_\_\_\_\_
2. \_\_\_\_\_
3. \_\_\_\_\_
4. \_\_\_\_\_

C. Tick the correct answer and fill in the blanks

1. Look at that \_\_\_\_\_ dress.  
(a) sharp                      (b) young                      (c) pretty
2. These candies are very \_\_\_\_\_.  
(a) difficult                      (b) smart                      (c) sweet

3. He is a very \_\_\_\_\_ farmer.

- (a) beautiful                      (b) hard working                      (c) large

4. She saw a \_\_\_\_\_ ant.

- (a) strong                      (b) tiny                      (c) shy

5. The shark has \_\_\_\_\_ teeth.

- (a) loud                      (b) simple                      (c) sharp

**D. Fill in the blanks with suitable form of the verb:**

1. I \_\_\_\_\_ (watch) a very interesting movie yesterday.
2. We always \_\_\_\_\_ (play) football at school.
3. We \_\_\_\_\_ (take) the test yesterday.
4. My little sister and I \_\_\_\_\_ (drink) milk every morning.
5. Harman \_\_\_\_\_ (answer) the question correctly.
6. She \_\_\_\_\_ (laugh) at the joke.



**IV. Listen, Speak and Enjoy**

**A. Conversation**



Which meal do you  
have in the morning ?



I have breakfast.



Which meal do you  
have at night ?



I have dinner.





What kind of clothes do you wear in summers ?

I wear cotton clothes.



What kind of clothes do you wear in winters ?

I wear woollen clothes.



What do you wear to school ?

I wear uniform.



## V. Reading Practice

### Books



1. Books are the most important things in a student's life.
2. There are books on all subjects.
3. I like my English book the most.
4. It contains stories, poems and essays.

5. It has many colourful pictures.
6. I love to read my book again and again.

### B. Read aloud

tight

bright

night

fight

light

tonight

right

fright

sight



### VI. Writing Desk

Write about a book you have read last week

1. \_\_\_\_\_ (title)
2. \_\_\_\_\_ (writer)
3. \_\_\_\_\_ (story about)
4. \_\_\_\_\_ (any character)



### VII. Value I learnt

Write benefits of reading books

_____	_____
_____	_____
_____	_____
_____	_____
_____	_____



## VIII. Activity Time

Make a list of books you have read from your reading cell and write the characters' name from it.

### THINK OVER IT!

If you read just 15 minutes a day in one year, you will have read over 10,00,000 words



