

# RAINBOW

## (ENGLISH CLASS III)



ਸਮੱਗਰ ਸਿੱਖਿਆ ਅਭਿਆਨ

ਪੜ੍ਹੋ ਸਾਰੇ ਵਧੋ ਸਾਰੇ

ਸਿੱਖਿਆ ਅਤੇ ਭਲਾਈ ਵਿਭਾਗ, ਪੰਜਾਬ ਦਾ ਸਾਂਝਾ ਉਪਰਾਲਾ



## Punjab School Education Board

Sahibzada Ajit Singh Nagar

All rights, including those of translation, reproduction and annotation etc., are reserved by the Punjab Government.

Co-ordinator : Surabhi Jaikwal

Cover design : Manjit Singh Dhillon

### WARNING

1. The Agency-holders shall not add any extra binding with a view to charge extra money for the binding. (Ref. Cl. No. 7 of agreement with Agency-holders).
2. Printing, Publishing, Stocking, Holding or Selling etc., of spurious Text-books qua text-books printed and published by the Punjab School Education Board is a cognizable offence under Indian Penal Code.  
(The textbooks of the Punjab School Education Board are printed on paper carrying watermark of the Board.)



ਪੜ੍ਹੋ ਸਾਰੇ ਵਧੋ ਸਾਰੇ

ਸਿੱਖਿਆ ਅਤੇ ਭਲਾਈ ਵਿਭਾਗ, ਪੰਜਾਬ ਦਾ ਸਾਂਝਾ ਓਪਰਾਲਾ

**ਇਹ ਪੁਸਤਕ ਵਿਕਰੀ ਲਈ ਨਹੀਂ ਹੈ**

**Published by :** Secretary, Punjab School Education Board, Vidya Bhavan Phase-8 Sahibzada Ajit Singh Nagar-160062 & Printed by M/s Vishal Quality Printers, Jalandhar.

# Foreword

The Punjab School Education Board has always focussed on imparting quality education and information to the students of the state. The English language is of humongous global significance. Therefore, the curriculum is so designed that our students do not lag behind as far as the proficiency in English is concerned. Keeping in view this need, PSEB is all set to improve the teaching and learning of English at Primary school level.

The present book has been prepared under the guidance of Director Academics, Punjab School Education Board. The book has been developed as per recommendations of NCF 2005, PCF 2013 and Learning outcomes issued by NCERT. The goal of writing this book is attainment of basic proficiency and development of language into an instrument of knowledge acquisition. Through this book, efforts have been made to teach English in a meaningful context which is input rich and drawn from the immediate environment.

Hopefully the readers of this book will find it an interesting read. However, the comments and suggestions for improvement are welcome from the teachers and readers of the book.

**Chairman**  
**Punjab School Education Board**

# TEXTBOOK DEVELOPMENT COMMITTEE

## • WRITERS

1. Neelam Kumari, G.P.S. Rurka, S.A.S. Nagar
2. Gurpreet Kaur, G.P.S. Safera, Patiala
3. Harjit Kaur, G.P.S. Raipur Kalan, S.A.S. Nagar
4. Kavita Sabharwal, G.P.S. Kang, S.B.S. Nagar
5. Neelamjeet Kaur, G.P.S. Daryapur, S.B.S. Nagar
6. Rishma Sharma, G.P.S. Jaura Pippal, Amritsar

## • VETTERS

1. Kuldeep Kumar Varma, S.C.E.R.T., Punjab
2. Navneet Kaur, S.C.E.R.T., Punjab
3. Amritpal Singh, English Master, G.H.S. Bagga Kalan, Amritsar
4. Sandeep Sharma, English Master, G.H.S. Cheecha, Amritsar



## Learning Outcomes

### The learner

- recites poems individually/in groups with correct pronunciation and intonation
- performs in events such as role-play/skit in English with appropriate expressions
- reads aloud with appropriate pronunciation and pause
- reads small texts in English with comprehensions i.e., identifies main idea, details and sequence and draws conclusions in English
- expresses orally her/his opinion/understanding about the story and characters in the story in English/home language
- responds appropriately to oral messages/telephonic communication
- writes types dictation of words/phrases/sentences
- uses meaningful short sentences in English orally and in writing, uses a variety of nouns, pronouns, adjectives and prepositions in context as compared to previous class
- distinguishes between simple past and simple present tenses
- identifies opposites like 'day/night', 'close-open', and such others
- uses punctuation such as question mark, full stop and capital letters appropriately
- reads printed scripts on the classroom walls: poems, posters, charts etc
- write 5-6 sentences in English on personal experiences/events using verbal or visual clues
- uses vocabulary related to subjects like Maths, EVS, relevant to class III

Sr. No.	Lesson	Objective	Listening and Speaking skills	Reading and writing skills	Activity
1.	Me and My Family (Prose)	To make the students familiar with relations	To listen and speak vocabulary related to relations and counting (Numbers names).	To read and write about family members concept of nouns, pronouns and gender.	To write name and age of family members. To prepare an Identity card.
2.	A Visit to a Park (Prose)	To enable the students to describe things and events.	To listen and speak about days of the week.	To read and write words from visual images, concept of articles and use of is/am/are.	Make a list of items for Picnic.
3.	Trees (Poem)	To enable the child to enjoy poem and make them aware of importance of trees.	To listen and speak simple conversation.	To read and write about importance of trees and use of was/were.	To draw a flower.
4.	The Clock - My Friend (Prose)	To inculcate habits of punctuality and making them aware of importance of time.	To listen and speak vocabulary about time through poem and tongue twister.	To read and write about Months, Seasons and Prepositions.	To prepare a Time- table and colour the picture of a clock
5.	A Bear and a Rabbit (Story)	To develop communication skills. To enact/role play.	To listen and speak rhyming words and to follow commands.	To read and write rhyming words and punctuation.	To draw a cartoon.

Sr. No.	Lesson	Objective	Listening and Speaking skills	Reading and writing skills	Activity
6.	Lazy Param (Story)	To inculcate habits related to personal hygiene.	To listen and speak vocabulary related to verbs and healthy habits.	To read and write words, phrases and sentences based on cleanliness, concept of verbs and use of has/have	Images related to good habits.
7.	The Swing (Poem)	To make them cherish the beauty of nature.	To listen, speak and enjoy poem about nature.	To read and write about a joyful experience of nature, Opposites and describing words.	To grow a plant in a pot.
8.	Going to Market	To introduce new vocabulary through market scene.	To listen and speak new words used in daily life.	To read and write words having blends and digraphs.	Trace the path from home to school. Word formation.



## CONTENTS

<b>Lesson 1 :</b>	Me and My Family	1-12
<b>Lesson 2 :</b>	Visit to a Park	13-24
<b>Lesson 3 :</b>	Trees	25-34
<b>Lesson 4 :</b>	The Clock - My Friend	35-44
<b>Lesson 5 :</b>	A Bear and A Rabbit	45-55
<b>Lesson 6 :</b>	Lazy Param	56-66
<b>Lesson 7 :</b>	The Swing	67-75
<b>Lesson 8 :</b>	Going to Market	76-88



## Lesson 1

# Me and My Family

### Objective

- To develop listening, speaking, reading and writing skills. To make the child familiar with relations.

### New Words

- |              |             |            |                |
|--------------|-------------|------------|----------------|
| • years      | • class     | • music    | • holy         |
| • uncle      | • help      | • kind     | • joint family |
| • shopkeeper | • newspaper | • hospital | • homemaker    |

I am Ravi.

I am eight years old.

I study in class three.

I live in a joint family.



### Meet my family



He is my grandfather.

He is sixty-nine years old.

He is a shopkeeper.

He likes to read newspaper.

She is my grandmother.  
She is sixty-five years old.  
She is very kind.  
She likes to read holy books.



He is my father.  
He is forty years old.  
He is a doctor.  
He likes to help the poor.

She is my mother.  
She is thirty-five years old.  
She is a homemaker.  
She likes to cook.



He is my uncle.  
He is thirty-eight years old.  
He is a pilot.  
He is fond of music.

She is my aunt.  
She is thirty-four years old.  
She is a nurse.  
She works in a hospital.



He is my brother.  
He is ten years old.  
He studies in class five.  
He likes to play cricket.



She is my sister.  
She is seven years old.  
She studies in class two.  
She likes to play with doll.



This is my pet.  
Its name is Bob.  
It is very faithful.  
It likes to play with ball.



## I. Think and Answer

### A. Tick the right option for Ravi's family

1. Grandfather is a \_\_\_\_\_

(a) student

☐

(b) nurse

☐

(c) shopkeeper

☐

2. Father is a \_\_\_\_\_

(a) pilot

☐

(b) doctor

☐

(c) teacher

☐

3. My aunt is a \_\_\_\_\_

(a) singer

☐

(b) actress

☐

(c) nurse

☐

### B. Match the following

1. grandfather

(a) thirty-eight years

2. Ravi

(b) thirty-five years

3. father

(c) sixty-nine years

4. uncle

(d) eight years

5. mother

(e) forty years

6. sister

(f) seven years

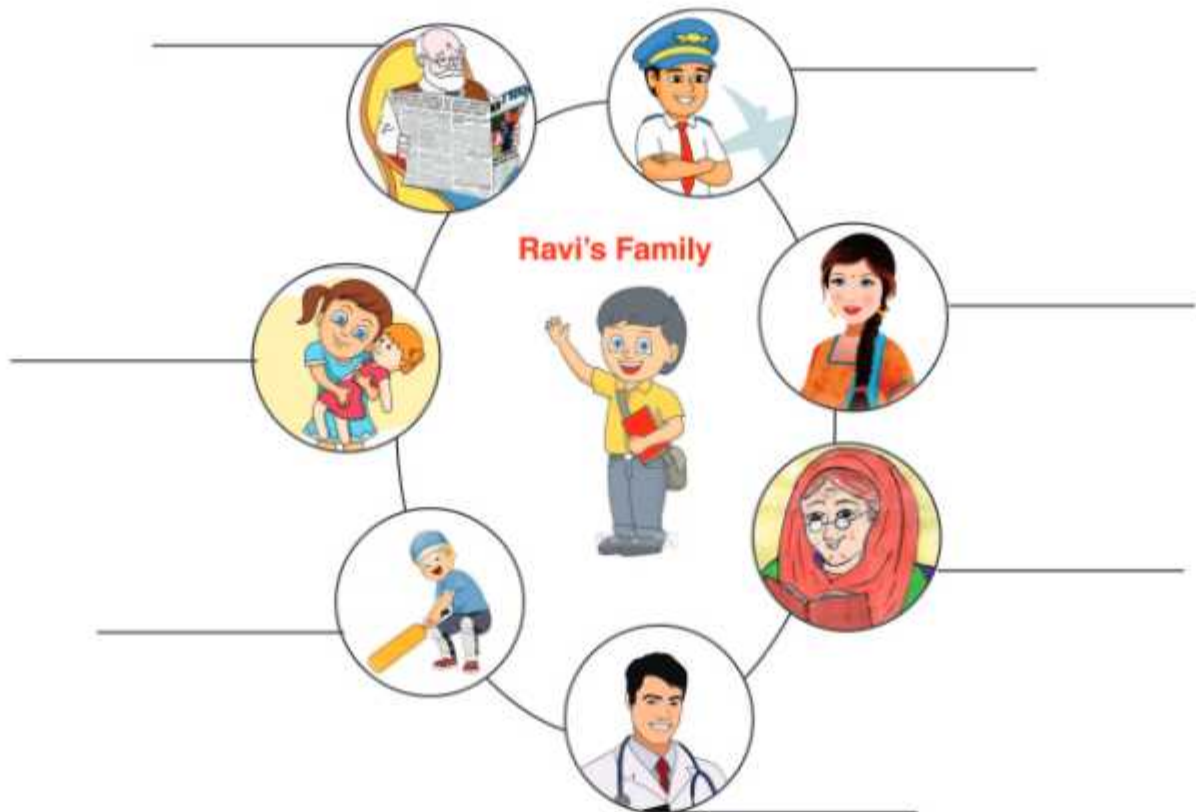


### C. Fill in the blanks

1. Ravi's grandmother likes to \_\_\_\_\_.
2. Ravi's aunt works in a \_\_\_\_\_.
3. Ravi's father likes to \_\_\_\_\_.
4. Ravi's pet likes to \_\_\_\_\_.
5. Ravi's brother likes to \_\_\_\_\_.

### D. Ravi's Family

See the picture and write the relations of the members





## II. Vocabulary

### A. Write one to twenty in words



1. \_\_\_\_\_ 11. \_\_\_\_\_

2. \_\_\_\_\_ 12. \_\_\_\_\_

3. \_\_\_\_\_ 13. \_\_\_\_\_

4. \_\_\_\_\_ 14. \_\_\_\_\_

5. \_\_\_\_\_ 15. \_\_\_\_\_

6. \_\_\_\_\_ 16. \_\_\_\_\_

7. \_\_\_\_\_ 17. \_\_\_\_\_

8. \_\_\_\_\_ 18. \_\_\_\_\_

9. \_\_\_\_\_ 19. \_\_\_\_\_

10. \_\_\_\_\_ 20. \_\_\_\_\_

ten

one

three

eight

fourteen

six

five

eleven

thirteen

nine

seven

two

four

twelve

fifteen

sixteen

eighteen

twenty

nineteen

seventeen



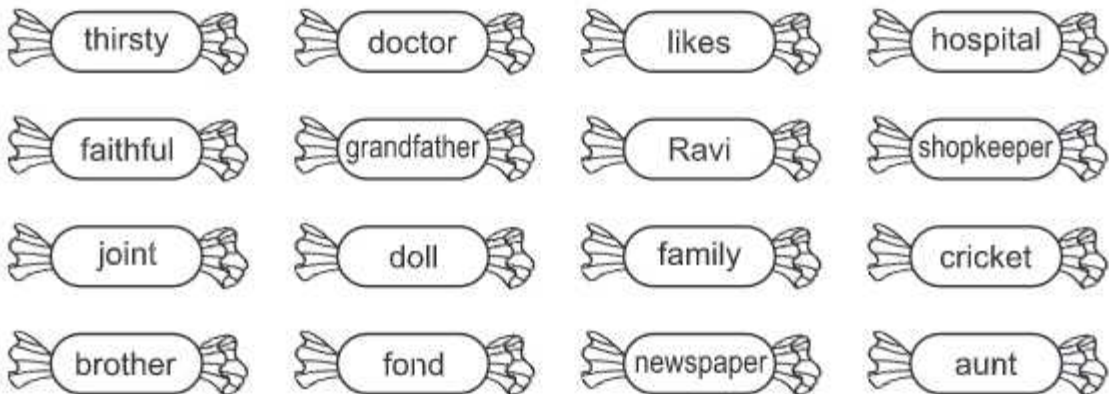
### III. Language Corner

Look at the pictures and the words written on the blackboard.



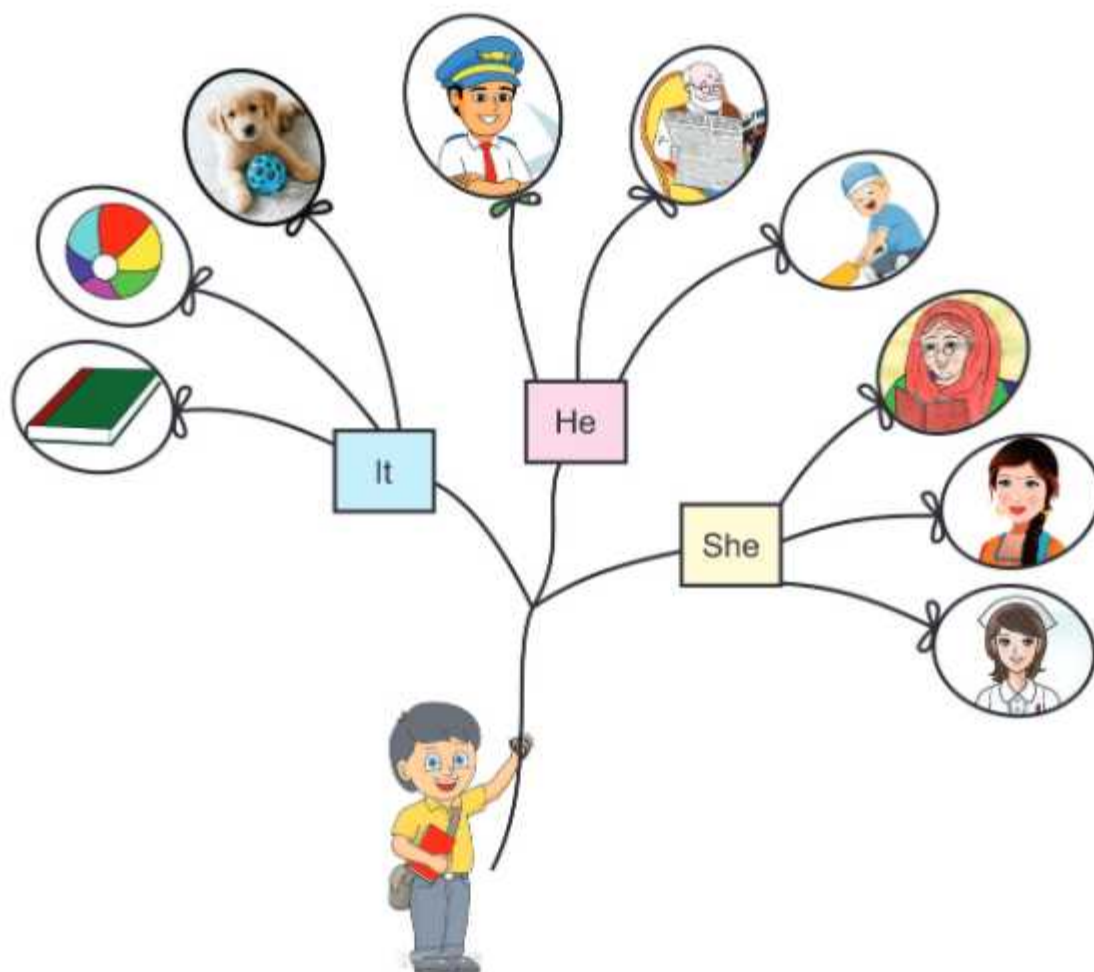
Such words are Naming Words

#### A. Colour the candies with Naming Words



Naming words are Nouns

## B. Pronouns



**Pick the words and write in the correct column**

doll      grandmother      aunt      uncle      brother      book  
pet      grandfather      mother

**She**

1. \_\_\_\_\_

2. \_\_\_\_\_

3. \_\_\_\_\_

**He**

1. \_\_\_\_\_

2. \_\_\_\_\_

3. \_\_\_\_\_

**It**

1. \_\_\_\_\_

2. \_\_\_\_\_

3. \_\_\_\_\_



### C. Change the gender

1. boy



girl



2. he

\_\_\_\_\_

3. man

\_\_\_\_\_

4. uncle

\_\_\_\_\_

5. father

\_\_\_\_\_

6. brother

\_\_\_\_\_

7. grandfather

\_\_\_\_\_



### IV. Listen Speak and Enjoy

#### Skip Counting

Skip count, skip count, count by 2's

Skip count, skip count, count by 2's

We can count to 20.

2, 4, 6, 8, 10, 12, 14, 16, 18, 20

Skip count, skip count, count by 5's

Skip count, skip count, count by 5's

We can count to 50.

5, 10, 15, 20, 25, 30, 35, 40, 45, 50.

Skip count, skip count, count by 10's

Skip count, skip count, count by 10's

We can count to 100.

10, 20, 30, 40, 50, 60, 70, 80, 90, 100.

5

10

15

20

25

30

35

40

45

50



## V. Reading Practice

th

the	with
this	cloth
that	other
then	mother
those	rather
there	father
these	brother

wh

who
why
what
when
which
where
whom



## VI. Writing Task

### A. Write about yourself

- (a) My name is \_\_\_\_\_.
- (b) My father's name is \_\_\_\_\_.
- (c) My mother's name is \_\_\_\_\_.
- (d) I read in \_\_\_\_\_.
- (e) I am \_\_\_\_\_ years old.

(f) I study in \_\_\_\_\_ school.

(g) I like to play \_\_\_\_\_ .



## VII. Activity

A. Write name and age of your family members in the given space :

grandfather

Name : \_\_\_\_\_

Age : \_\_\_\_\_

grandmother

Name : \_\_\_\_\_

Age : \_\_\_\_\_

father

Name : \_\_\_\_\_

Age : \_\_\_\_\_

mother

Name : \_\_\_\_\_

Age : \_\_\_\_\_

brother

Name : \_\_\_\_\_

Age : \_\_\_\_\_

sister

Name : \_\_\_\_\_

Age : \_\_\_\_\_

**B. Fill your I-card and paste your picture in the given space**


Name : \_\_\_\_\_

Age : \_\_\_\_\_

Class : \_\_\_\_\_

School : \_\_\_\_\_

Phone Number : \_\_\_\_\_



**Fact**

We cannot live without family.  
Family is our strength.





## Lesson 2

### A Visit to a Park



#### Objective

- To enhance the vocabulary of the students and to develop the descriptive skills.

#### New Words

- |          |            |           |            |
|----------|------------|-----------|------------|
| • park   | • today    | • holiday | • bright   |
| • swing  | • bicycle  | • middle  | • chirping |
| • nectar | • fountain | • sipping | • slides   |



Today, it is Sunday. The day is bright. Bittu and his friends are going to the park. They reached the park at 9:00 a. m. They are very

happy. Preet is riding his new bicycle. Vicky and Veena are flying a kite. Sumit and Bittu are enjoying slides. Komal is enjoying the swings.

There is a big tree in the middle of the park. Birds are chirping on it. A lady and a baby are sitting on a bench near the tree. Some children are playing football. There are many kinds of flowers. Butterflies and bees are sipping nectar from the flowers. The gardener is watering the plants. A fountain is running. A duck and its ducklings are swimming in the pool. All are having great fun.



## **I. Think and Answer**

### **A. Answer the following questions**

1. Who is riding a bicycle ?

Ans. \_\_\_\_\_

2. What is Komal doing ?

Ans. \_\_\_\_\_

3. Where is the tree ?

Ans. \_\_\_\_\_

4. Who are playing football ?

Ans. \_\_\_\_\_

5. What is the gardener doing ?

Ans. \_\_\_\_\_

**B. Rewrite the following words in alphabetical order**

Vicky    Komal    Preet    Sumit    Veena    Bittu

\_\_\_\_\_

**C. Match the name of birds with pictures**

1.

crow



2.

sparrow



3.

peacock



4.

parrot



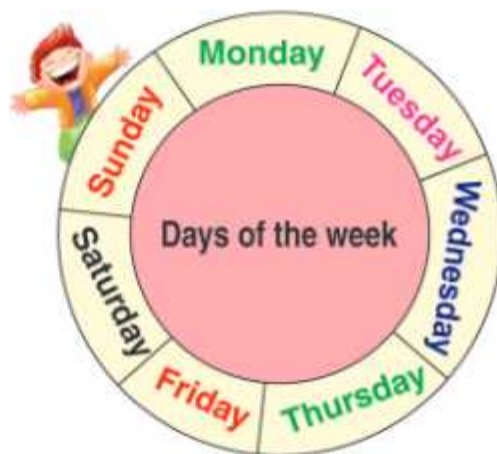


## II. Vocabulary

A. Read the name of the days and write in the given space

### Days of the Week

1. \_\_\_\_\_
2. \_\_\_\_\_
3. \_\_\_\_\_
4. \_\_\_\_\_
5. \_\_\_\_\_
6. \_\_\_\_\_
7. \_\_\_\_\_



## III. Language Corner

A. Make a list of Nouns from the text and read aloud

For example : Veena, kite



1. \_\_\_\_\_
2. \_\_\_\_\_
3. \_\_\_\_\_
4. \_\_\_\_\_
5. \_\_\_\_\_



6. \_\_\_\_\_
7. \_\_\_\_\_
8. \_\_\_\_\_
9. \_\_\_\_\_
10. \_\_\_\_\_



## B. Use of a/an



**Note for the teacher :** Use of **a/an** depends on the beginning sound of the word not the actual letter. Words beginning with consonant sound take 'a' as article and the words beginning with vowel sound take 'an' as article.

### Examples

a book



an orange



a table



an umbrella



a uniform



an hour



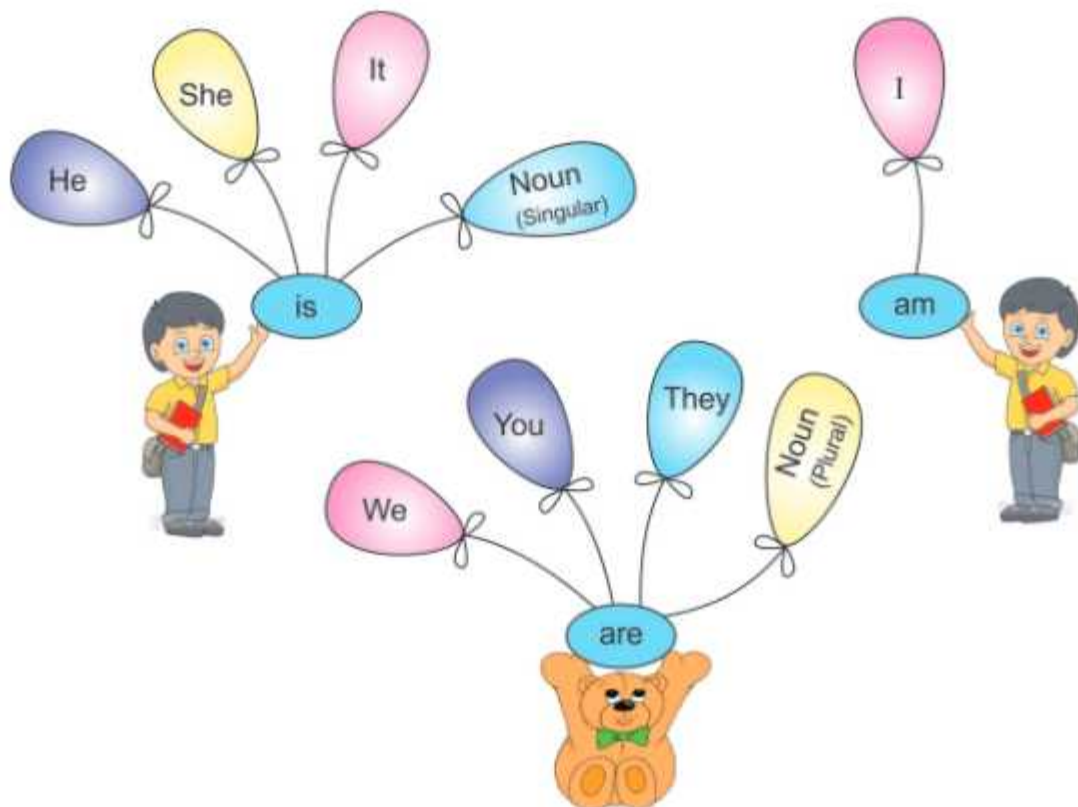
**C. Write a/an before the words given below**

..... ball	..... eagle	..... onion
..... owl	..... tiger	..... banana
..... ice-cream	..... aeroplane	..... queen

**D. Fill in the blanks with a / an**

- (1) This is ..... fruit shop.
- (2) We can ride ..... elephant.
- (3) There is ..... ink pot.
- (4) I have ..... pencil and ..... eraser.
- (5) This is ..... computer.

**E. Use of is / am / are**



## F. Make sentences using the grid

I		
She	is	
They	am	jumping
You	are	

1. \_\_\_\_\_
2. \_\_\_\_\_
3. \_\_\_\_\_
4. \_\_\_\_\_

## G. Make sentences

I		
Vijay and Vivek		sleeping
Parul and Priya	is / am / are	clapping
Simran		eating
All		

1. \_\_\_\_\_
2. \_\_\_\_\_
3. \_\_\_\_\_
4. \_\_\_\_\_
5. \_\_\_\_\_



## IV. Listen Speak and Enjoy

### Rhyme

Sunday, Monday, Tuesday too,  
Wednesday, Thursday just for you.  
Friday, Saturday that's the end,  
Now let's say those days again.



## V. Reading Practice

### A. Read Aloud

t

butter

better

bitter

letter

battle

cotton

button

d

add

teddy

middle

riddle

ladder

sudden

hidden

b

rubber

ribbon

bubble

rabbit

pebble

cabbage

cobbler



## VI. Writing Task

### A. Write words for the following pictures



(a)



---

(b)



---

(c)



---

(d)



---

(e)



---



**B. Look at the pictures and frame sentences**



(a) The girl is sitting on a swing.

(b) \_\_\_\_\_

(c) \_\_\_\_\_

(d) \_\_\_\_\_

(e) \_\_\_\_\_

(f) \_\_\_\_\_

### C. Write the following sentences in cursive form

(a) Today is Sunday.

---

(b) A fountain is running.

---

(c) A quick brown fox jumped over the lazy dog.

---



### VII. Value I learnt

Save the nature and enjoy it.



### VIII. Activity

#### A. Make a list of items you will carry for a picnic


## B. How should we behave in a park ?

Tick (✓) all the correct options

- 1. Do not pluck flowers. ☐
- 2. Shout loudly. ☐
- 3. Use dustbin. ☐
- 4. Disturb others. ☐



**Fact**

Plants give us oxygen.






### Objective

- To enable the students to enjoy the poem and to make them aware of the importance of trees.

### New Words

- |           |           |          |         |
|-----------|-----------|----------|---------|
| • harm    | • grow    | • spread | • shade |
| • gather  | • boughs  | • words  | • beams |
| • morning | • evening | • hold   | • touch |



Trees are the kindest things I know,  
They do not harm they simply grow.  
They spread shade for sleepy cows,  
They gather birds among their **boughs**.

**boughs** : strong branches of tree

They are first when the day's begun,  
To touch the beams of morning sun.  
They are last to hold the light,  
When evening changes into night.

*—Harry Behn*



## I. Think and Answer

### A. Write True or False

- (a) Trees give us fruit and wood.
- (b) Trees do not grow.
- (c) Trees harm us.
- (d) Trees give us shade.

### B. Match the rhyming words

- |            |         |
|------------|---------|
| 1. know    | evening |
| 2. light   | grow    |
| 3. morning | night   |



### C. Find these words in the grid

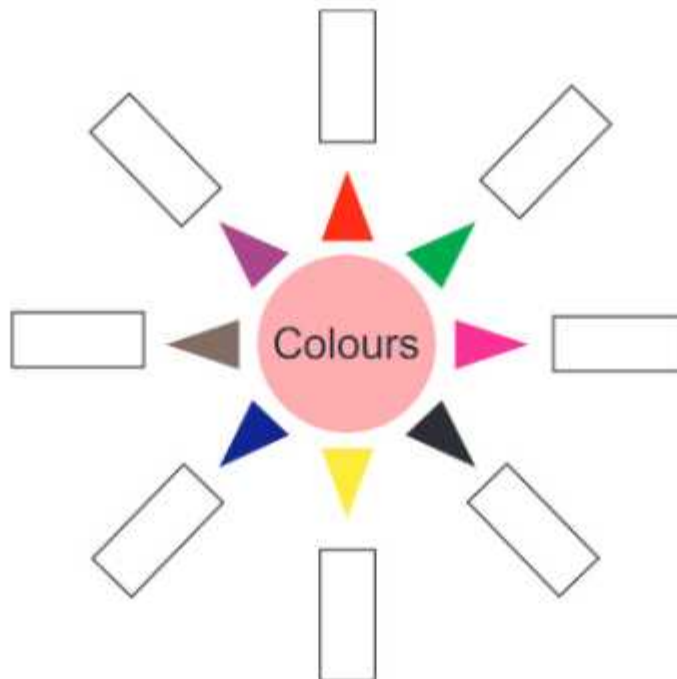
1. harm
2. boughs
3. spread
4. grow
5. morning
6. night
7. shade

m	s	p	r	e	a	d	o	p
o	b	o	u	g	h	s	l	h
r	k	h	a	r	m	e	n	b
n	l	u	k	s	i	q	i	s
i	t	g	f	h	y	n	g	y
n	k	r	t	a	o	y	h	a
g	b	o	c	d	t	s	t	e
t	o	w	h	e	d	q	b	r



## II. Vocabulary

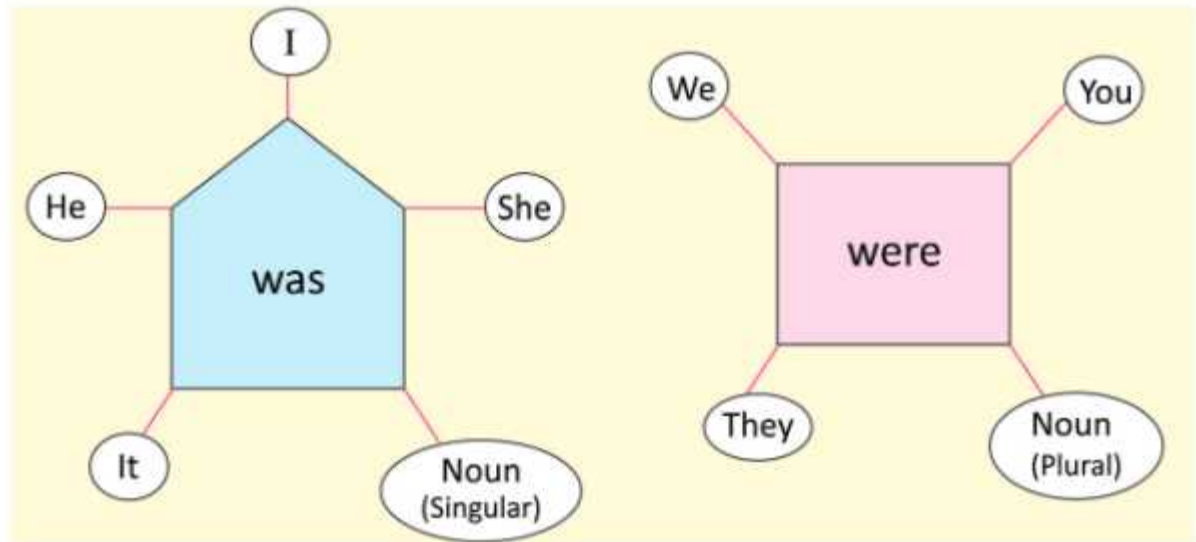
Write the name of colours in the given space





### III. Language Corner

#### A. Use of was / were



#### B. Make sentences

I		
We	was	
You		
They		sleeping
He	were	
She		
Cow		
Birds		

1. \_\_\_\_\_

2. \_\_\_\_\_

3. \_\_\_\_\_
4. \_\_\_\_\_
5. \_\_\_\_\_
6. \_\_\_\_\_
7. \_\_\_\_\_
8. \_\_\_\_\_

**C. Rewrite the following sentences by replacing **is/are** with **was/were****

**Example :** The leaves **are** green.

The leaves **were** green.

1. Birds are chirping.

\_\_\_\_\_

2. The sun is shining.

\_\_\_\_\_

3. The cow is sleeping.

\_\_\_\_\_

4. The flowers are fresh.

\_\_\_\_\_

5. The roots are dry.

\_\_\_\_\_

## D. Join and write

- |               |          |
|---------------|----------|
| 1. hold       | 1. _____ |
| 2. help       | 2. _____ |
| 3. grow + ing | 3. _____ |
| 4. touch      | 4. _____ |
| 5. spread     | 5. _____ |



## IV. Listen Speak and Enjoy

### A. Rhyme

#### Little Flower

One little flower  
One little bee,  
One little blue bird  
High in the tree,  
One little brown bear  
Smiling at me.



## B. Conversation



How are you ?

I am fine.



What are you doing?

I am reading.



What are you reading ?

I am reading a newspaper.



**Note for the teacher :** Give more practice of conversation.





## V. Reading Practice

### A. Silent letters



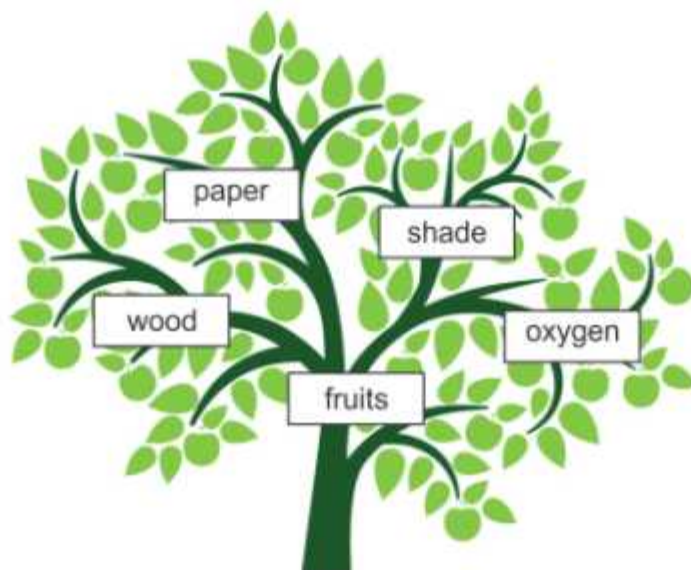
### B. Let's learn how to pronounce **r** in the following words

rat	arm	car
ring	farm	bear
rest	alarm	chair
rose	charm	thier
read	dark	water
road	bark	letter
rope	park	paper
round	shark	flower

**Note for Teacher :** Teacher will help the students to pronounce the above words correctly.



## VI. Writing Task



Make sentences using above words

1. Trees give us wood.
2. \_\_\_\_\_
3. \_\_\_\_\_
4. \_\_\_\_\_
5. \_\_\_\_\_




## VII. Value I learnt

We should grow more trees.



## VIII. Activity

Draw your favourite flower and colour it



**Fact**

Peepal tree gives us oxygen  
day and night.



## Lesson 4

# The Clock - My Friend

### Objective

- To enhance the vocabulary and the four language learning skills.
- To tell the students the importance of time and punctuality.

### New Words

- |          |              |            |           |
|----------|--------------|------------|-----------|
| • clock  | • discipline | • follow   | • respect |
| • value  | • know       | • punctual | • stop    |
| • advise | • strikes    | • uniform  | • parents |

My classmate, Anmol is again late today. The teacher has warned him so many times. Even his parents tell him to value time. But he never bothers.

Mrs. Manjit, our English teacher, taught us that time never stops. It goes on and on and a clock helps us to know time. Time is precious. It is even more valuable than money. It cannot be recalled back. So we should respect time. She advised us to have a clock in our room. She also guided us to prepare a time table with the help of the clock and follow it.





I told her that I have a big 'Grandfather clock' in my room. It helps me to be punctual and gives a tick-tick sound. In the morning, it rings at 6:00 a.m. and wakes me up. I brush my teeth and take bath. I put on my school uniform and get ready for the school. My mother serves me breakfast.

When the clock strikes 7:30 a.m., my school bus arrives. I board it and reach the school on time. At 2 o'clock in the afternoon, I come back home and meet my clock again. In the evening, at 5:00 p.m., its hands tell me to go out and play. At 9 o'clock, it is time to say 'Good night' and go to bed.

Thanks to my friend 'the clock'. It helps me to follow the time table and to be disciplined. Even my friend should have a clock. I will gift it to him. Then, he would never be late for school.



## **I. Think and Answer**

### **A. Answer the following questions**

1. Who is late for school?

---

2. Who is the narrator's English teacher?

---

3. How does a clock help us?

---

4. What would the narrator gift to his friend ?

---

## B. Show the time in the clock

1. It is three o'clock.



2. It is five o'clock.



3. It is nine o'clock.



## II. Vocabulary

### A. Write the names of the months of the year



1. \_\_\_\_\_

7. \_\_\_\_\_

2. \_\_\_\_\_

8. \_\_\_\_\_

3. \_\_\_\_\_

9. \_\_\_\_\_

4. \_\_\_\_\_

10. \_\_\_\_\_

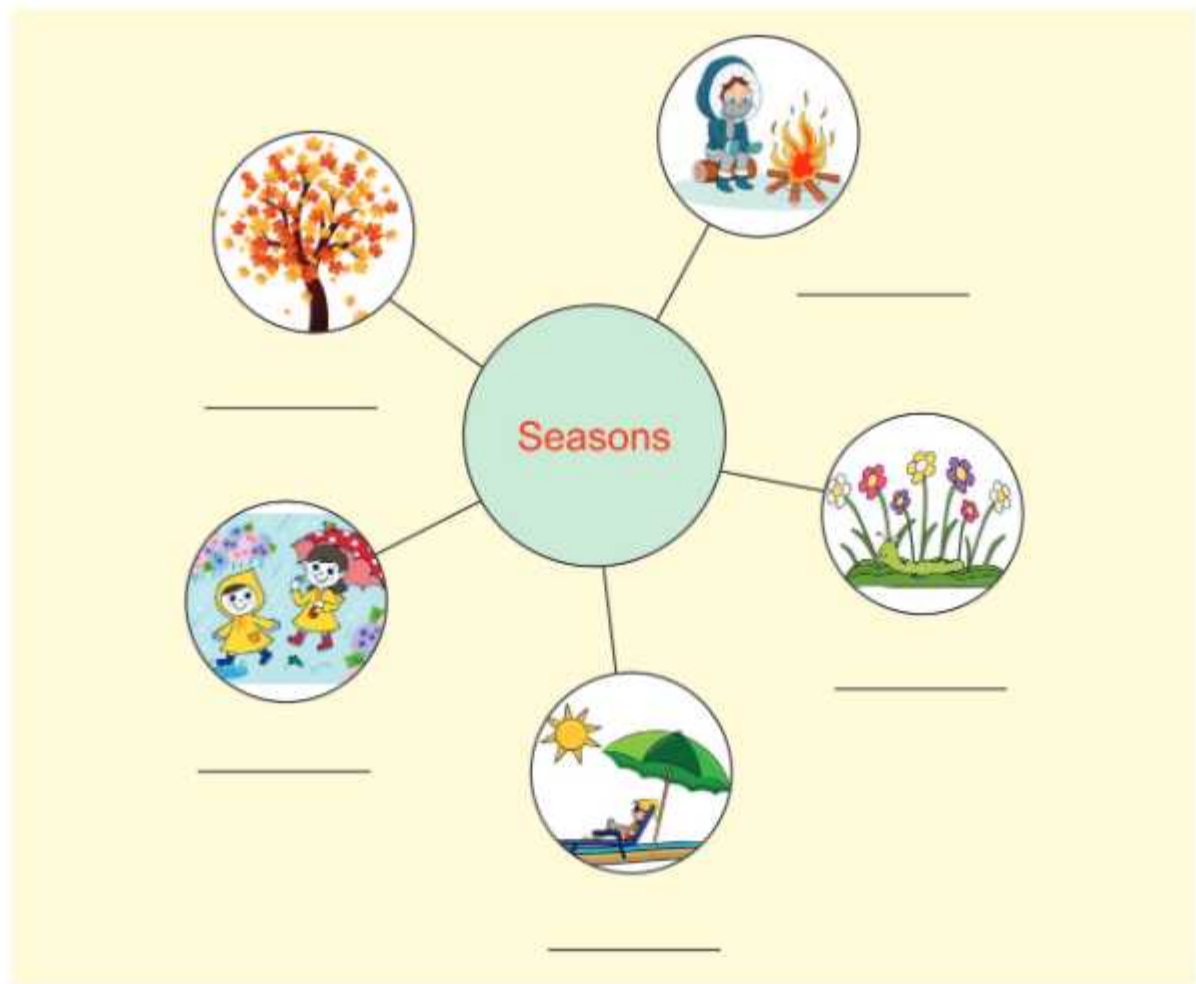
5. \_\_\_\_\_

11. \_\_\_\_\_

6. \_\_\_\_\_

12. \_\_\_\_\_

**B. Write the name of seasons in the given space**





### III. Language Corner

#### Prepositions



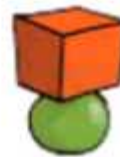
in



on



between



under



behind



in front of

#### A. Match the pictures with correct prepositions



on  
under  
behind  
in front of  
between  
near

## B. Fill in the blanks with the help of picture

in on near between under

1. The apple is \_\_\_\_\_ the book.



2. The spoon is \_\_\_\_\_ the glass.



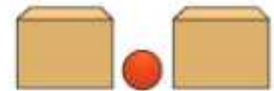
3. The bag is \_\_\_\_\_ the chair.



4. The tree is \_\_\_\_\_ the hut.



5. The ball is \_\_\_\_\_ the boxes.



## IV. Listen Speak and Enjoy

### A. Tongue Twister

Tick-Tock, Tick-Tick Tack



## B. Conversation

1. Is it a bottle ?

Yes, it is.



2. Is it a lion ?

No, it is a rabbit.



## C. Conversation Practice

1. Is it a bird ?



2. Is it a zoo ?



3. Is it a teddy ?



4. Is it a ribbon ?





## V. Reading Practice

Sixty seconds make a minute.

Sixty minutes make an hour.

Twenty four hours make a day.

Four weeks make a month.

Twelve months make a year.

60

24

4

12



## VI. Writing Task

### A. Look and write the time



\_\_\_\_\_



\_\_\_\_\_



\_\_\_\_\_



\_\_\_\_\_

## B. Make your time table

### At Home

1	I get up at	a.m.
2	I go to school at	a.m.
3	I come back home at	p.m.
4	I play at	p.m.
5	I sleep at	p.m.

### In the School

1	Morning assembly	
2	Punjabi period	
3	Mathematics period	
4	English period	
5	Lunch break	
6	Evs period	
7	Library period	
8	Games period	
9	Last bell	



## VII. Value I learnt

Be Punctual.





### VIII. Activity

Colour the given picture



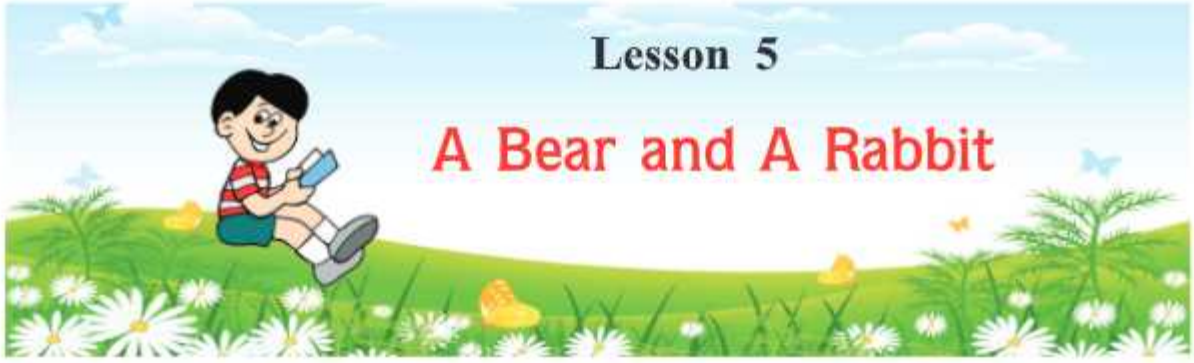
**Fact**

Time never stops.



## Lesson 5

### A Bear and A Rabbit



#### Objective

- To develop communication skills and to inculcate moral values in students.

#### New Words

- |           |          |          |          |
|-----------|----------|----------|----------|
| • rest    | • pear   | • cave   | • rabbit |
| • friend  | • burrow | • jungle | • hunter |
| • digging | • hungry | • leaves | • honey  |



There was a bear who lived in a cave in a big jungle. One day, he was taking rest near a pear tree. The day was very sunny. There came a rabbit, his name was Bunny.



**Bear** : Oh dear! Come here and have a green pear.

**Bunny** : Why ? I am not a parrot.

**Bear** : Then, What do you like?

**Bunny** : I like carrot. And you?

**Bear** : I like honey.

**Bunny** : Ok ! Where do you live?

**Bear** : I live in a cave. And you?

**Bunny** : I live in a burrow.

**Bear** : Well, who is your best friend?

**Bunny** : No one.

**Bear** : Even I do not have any friend.

**Bunny** : Then, let's be friends.

**Bear** : Ok !

From that day they became good friends and spent good time. One day the rabbit saw a hunter in the jungle, digging a pit on the way to bear's cave and covering it with leaves. He went quickly to tell his friend about the trap.



**Bunny** : Listen, my friend, there was a hunter. I saw him digging a pit.

**Bear** : Oh ! Stop joking.

**Bunny** : No ! No! It's true.

**Bear** : I am feeling hungry. I am going to find honey.

**Bunny** : Stop ! Stop! Don't go there. There is a pit among the bushes.

**Bear** : Please don't waste my time.

The rabbit tactfully threw a stone to show the pit to his friend. In this way, he saved his friend's life.

**Bear** : Thank you, dear. Sorry, I didn't listen to your advice. You have proved that you are my best friend. It is right that a friend in need is a friend indeed.



## **I. Think and Answer**

### **A. Answer the following questions**

1. Who was taking rest?

---

2. Who likes carrot?

---

3. Where does the rabbit live?

---

4. Who was digging a pit?

\_\_\_\_\_

5. Where was the pit?

\_\_\_\_\_

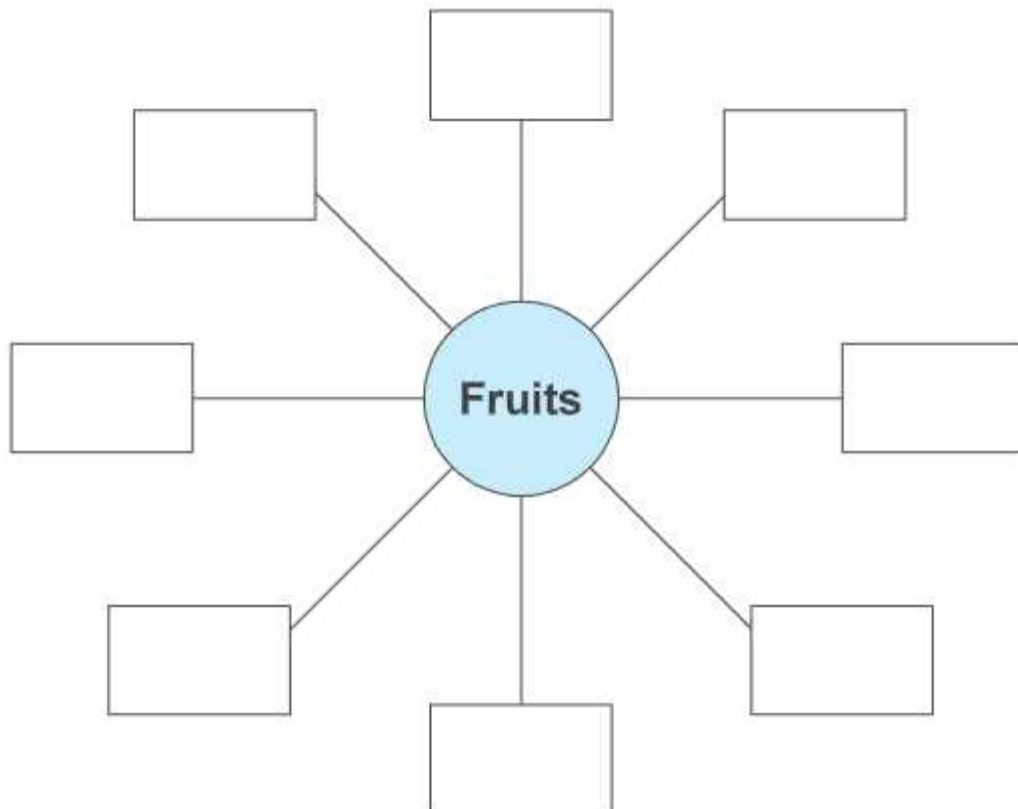
## B. Write True or False

1. The bear was sleeping in the cave.
2. Bunny was a mouse.
3. The rabbit liked carrot.
4. Hunter was digging a pit.



## II. Vocabulary

### A. Write down name of Fruits



## B. Read and understand

← **Opposites** →

1. near

far

2. day

night

3. here

there

4. sweet

sour

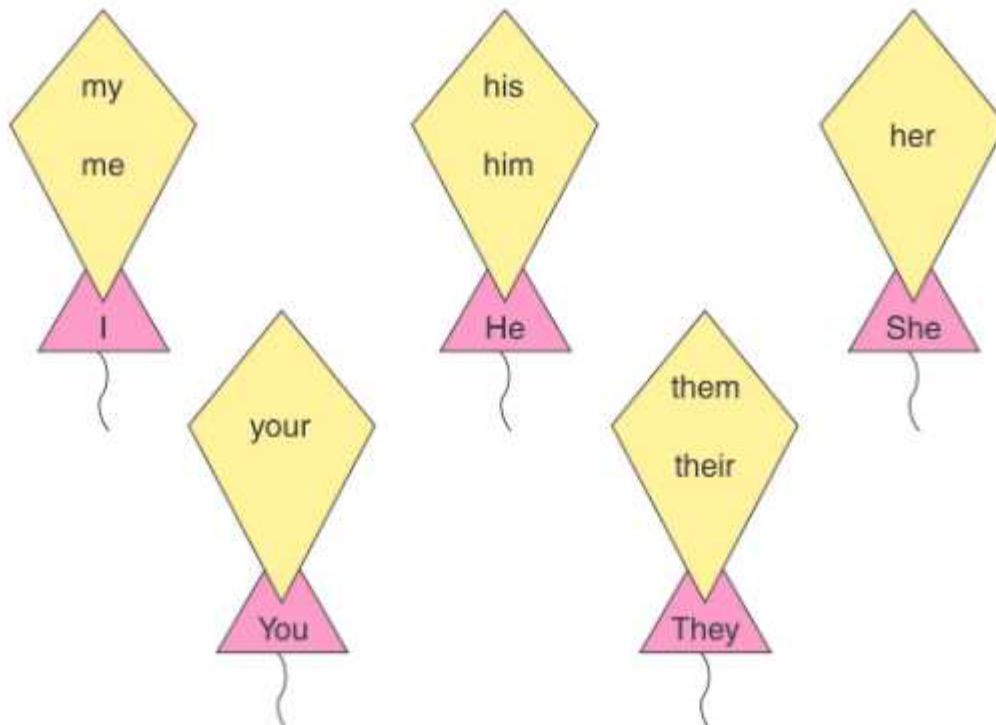
5. open

close



## III. Language Corner

### A. Pronouns



### A. Read the following passage carefully

A bear was taking rest near a tree. A rabbit came there. His name was Bunny. The bear asked him to come near and eat pear. But Bunny did not like pear. He said that he liked carrot. The bear said, "I like honey". "Would you like to be my friend?" said the rabbit. "Yes", said the bear. And they became good friends.

**Underline the Pronouns in above passage and write in given space**

1. \_\_\_\_\_

2. \_\_\_\_\_

3. \_\_\_\_\_

4. \_\_\_\_\_

5. \_\_\_\_\_

6. \_\_\_\_\_

7. \_\_\_\_\_

### B. Change the number

1. This is a tree.



These are trees.



Singular

This

That

Plural

These

Those

2. This is a rabbit.

\_\_\_\_\_

3. This is a carrot.

\_\_\_\_\_

4. This is a cave.

\_\_\_\_\_



5. That is a burrow.

**Note for Teacher :** Give oral practice of conversation 'What is this? What are these?'

### C. Punctuation

**Note for Teacher :** Tell the students about punctuation marks (.) (,) and capital letter and their use.

**Punctuate the following sentences**

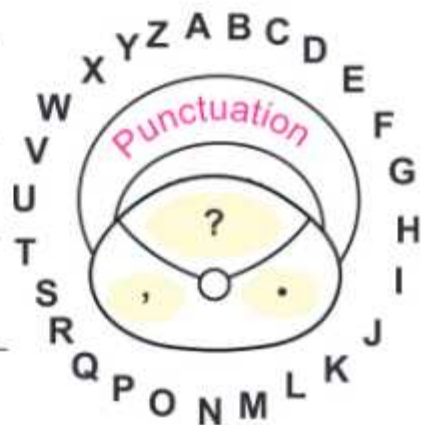
1 i am not a parrot

2 thank you dear

3 the honey is sweet

4 where do you live

5. my name is bunny



### IV. Listen Speak and Enjoy

#### A. Rhyme

#### Jerry and Harry

Jerry Calls Harry,  
Give me a berry.  
Oh, Yes I will,  
Oh, Yes I will.  
I also want cherry,  
Will you give me cherry?  
No, I will not.  
No, I will not.



## B. Do as I say

- Sit properly.
- Make a queue.
- Open your books.
- Switch on the fan.
- Give me your book.
- Look at the blackboard.



## V. Reading Practice

### A. Read Aloud




## B. Encircle the odd one out

1. rain, brain, rack, chain, plain
2. tick, year, kick, click, thick
3. pear, gear, tear, again, near



## VI. Writing Task

### A. Look at the pictures and name them



\_\_\_\_\_

\_\_\_\_\_

### B. Find the rhyming words from the text

1. pear \_\_\_\_\_
2. parrot \_\_\_\_\_
3. Bunny \_\_\_\_\_
4. here \_\_\_\_\_

**C. Read these sentences and write in your notebook.**



1. Milk is a healthy food.
2. It makes our teeth strong.
3. It makes our bones strong.
4. We must drink it daily.




## **VII. Value I learnt**

- A friend in need is a friend indeed.
- We should help others.



## VIII. Activity

Colour the picture and try to draw the same in your notebook

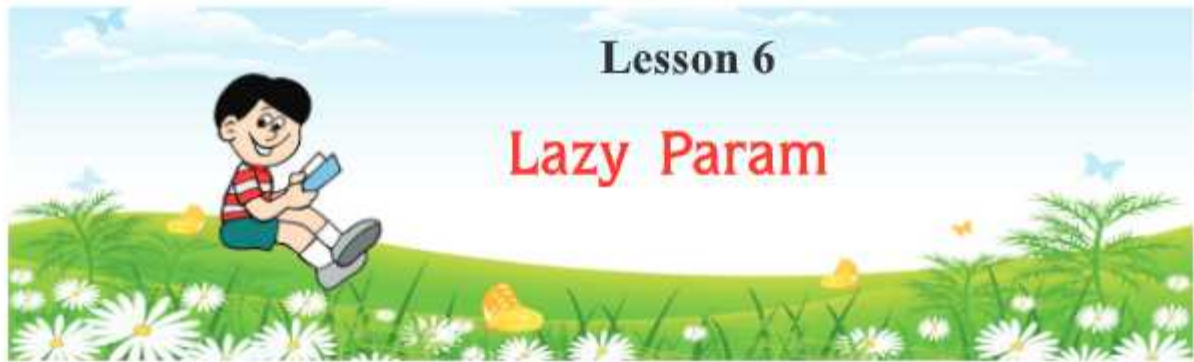


**Fact**

Giraffes have blue tongue.







### Objective

- To enable the students to express ideas and emotions.
- To inculcate healthy habits regarding personal hygiene among students.

### New Words

- |           |          |          |          |
|-----------|----------|----------|----------|
| • early   | • always | • proper | • dirty  |
| • promise | • mirror | • save   | • worms  |
| • dream   | • fear   | • skin   | • scared |



Param was a lazy boy. He loved to stay at home and never went out to play with his friends. He used to watch T.V and play video

games on mobile phone till late night. That is why he never got up early and was always late for school. Everyday his mother had to pull him out of the bed and push into washroom. He never brushed his teeth properly. His ears had become dirty as he didn't clean behind the ears while taking bath. Whenever mother asked, "Have you cleaned your ears ?" Param always said, "Mom, I will clean them tomorrow, I promise." But he never kept his promise. Mother was worried about him.



One morning when Param got out of his bed and stood in front of the mirror to brush his teeth. He saw some worms coming out of his ears and teeth. He got scared. The crawling worms irritated his skin. Their number increased more and more. He tried to get rid of them but he couldn't. He started crying out of fear, "Mother ! help! save me! These worms are eating my skin."

Suddenly he felt somebody shaking him. Param woke up and saw that there were no worms. It was just a dream. Param was so glad.

He assured his mother that he would get up early and take a proper bath everyday.



## I. Think and Answer

### A. Answer the following questions

1. Who was a lazy boy?

---

2. What did he do till late night?

---

3. What did he see in his dream?

---

### B. Write True or False

1. Param always brushes his teeth properly.
2. Param's mother was worried about him.
3. Param used to play outside with his friends.
4. Worms were irritating his skin.

### C. Match the following words according to the lesson

**A**

mother

Param

worms

ears

**B**

lazy

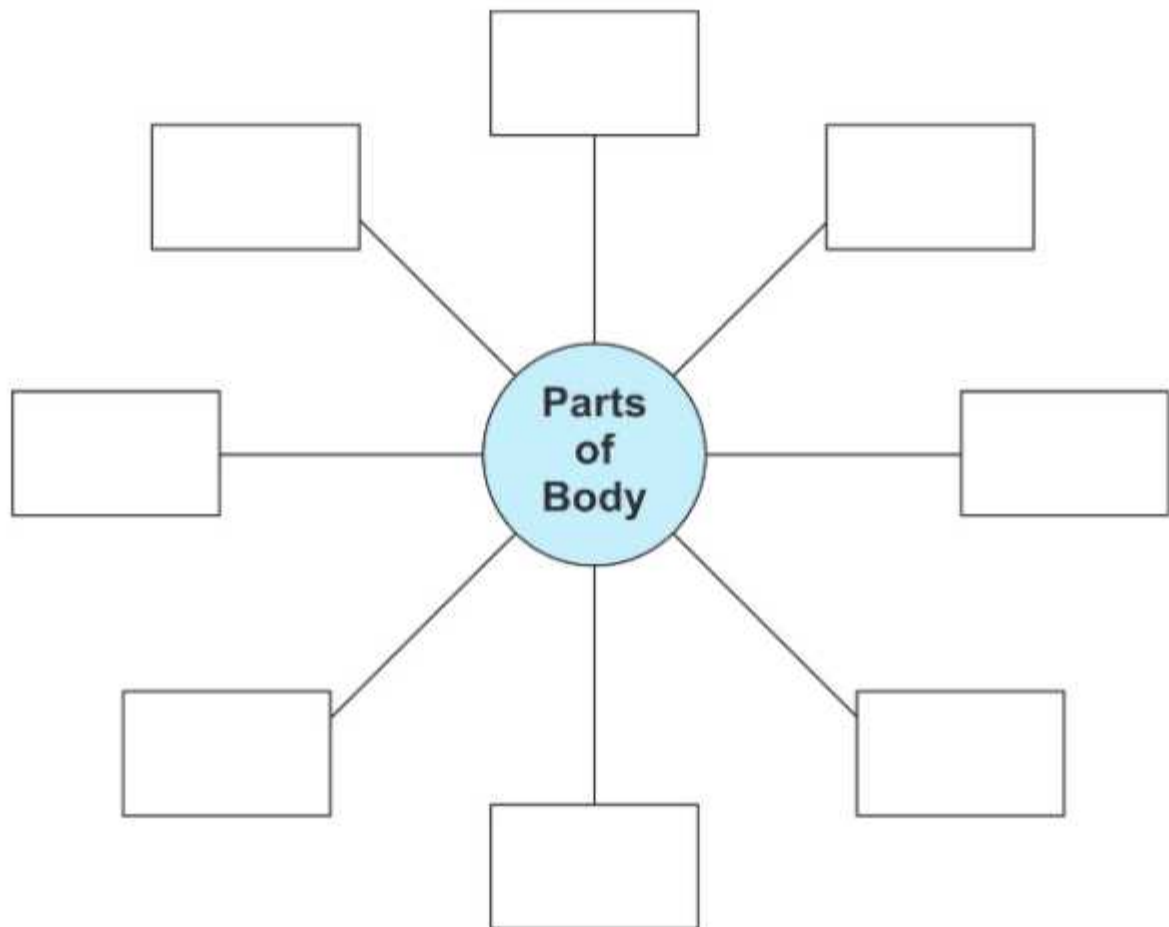
dirty

worried

crawling



## II. Vocabulary





### III. Language Corner




eat



drink



dance



play

#### A. Read aloud these doing words

do

drink

read

eat

trim

write

comb

wear

ask

brush

listen

fight

wash

take

sleep



## B. Encircle the verbs from the following sentences

1. Go to school daily.
2. Brush your teeth twice a day.
3. I drink milk in the morning.
4. Take bath and wear clean clothes.
5. Say sorry.
6. Do not fight.
7. Ask them to move in line.
8. We should listen carefully.

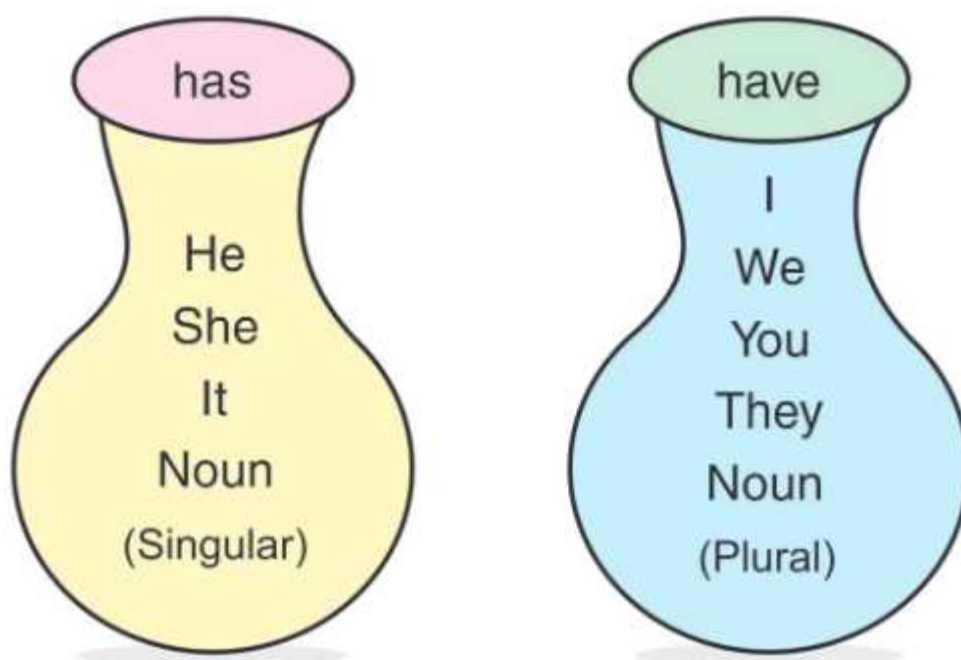
Doing words  
are verbs

## C. Put these verbs at right place

move    listen    wear    drink    brush    say

1. \_\_\_\_\_ water.
2. \_\_\_\_\_ uniform.
3. \_\_\_\_\_ in a line.
4. \_\_\_\_\_ carefully.
5. \_\_\_\_\_ your teeth.
6. \_\_\_\_\_ thank you.

#### D. Use of has/ have



#### E. Make sentences

He	has/have	a good health
She		
I		
They		

1. \_\_\_\_\_
2. \_\_\_\_\_
3. \_\_\_\_\_
4. \_\_\_\_\_
5. \_\_\_\_\_

## F. Fill in the blanks using has / have

1. Bunty has a toothbrush.
2. Ujwal \_\_\_\_\_ a raincoat.
3. Teacher \_\_\_\_\_ a notebook.
4. Girls \_\_\_\_\_ a newspaper.
5. Children \_\_\_\_\_ a football.



## IV. Listen Speak and Enjoy

### A. Rhyme      Good Habits

Get up early,  
Brush your teeth fairly.  
No loose talk,  
Go for a walk.  
Then back on the path,  
Take a nice bath.  
Say your prayers,  
With heart so pure.  
Have your breakfast,  
To the bite last.  
Then go to school,  
With mind so cool.





## V. Reading Practice

### A. Read the following sentences

#### At home

- Go to bed early.
- Get up early.
- Brush your teeth twice a day.
- Take a bath everyday.
- Obey your parents.

#### At school

- Always reach school on time.
- Respect your teachers.
- Write down neatly.
- Listen to your lessons carefully.
- Keep your classroom and school clean.

### B. Learn the following magic words





## VI. Writing Task

### A. Look at the picture and write words for different times of the day



m		r				
---	--	---	--	--	--	--



		t						
--	--	---	--	--	--	--	--	--



				t
--	--	--	--	---

### B. Rearrange the words to make sentences

1. Param lazy boy a was.

---

2. just was dream a It.

---

3. brushed never He his teeth.

---





## VII. Value I learnt

Good habits polish our personality.



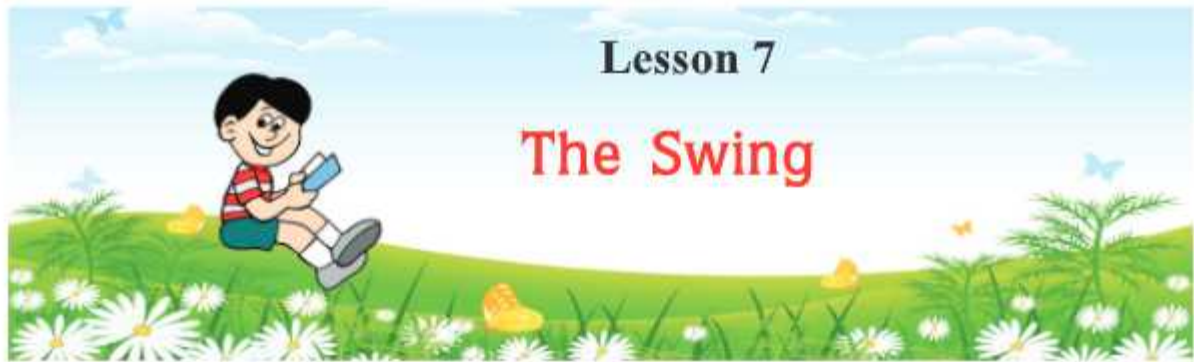
## VIII. Activity

Tick (✓) good habits.

☐☐☐☐

**Fact**

Health is wealth.



## Lesson 7

# The Swing

### Objective

- To develop imaginative power of the students.
- To enable them to enjoy the poem.

### New Words

- |             |         |          |         |
|-------------|---------|----------|---------|
| • grass     | • wind  | • down   | • worm  |
| • wonderful | • watch | • behind | • early |

Now so high,  
Now so low,  
Up in the air,  
Then down I go.

Up to the sky,  
Down to the grass,  
I watch birds fly,  
I see worms pass.



With feet in front  
And hair behind  
I race the birds,  
with happy mind.



Over the world,  
Under the tree,  
Nobody knows,  
What things I see.

Wonderful lands  
Where children play,  
From early morn  
All through the day.

*—Marry I. Osborn*



## **I. Think and Answer**

### **A. Answer the following questions**

1. What goes high and low ?

---

2. What is seen in the sky ?

---

3. Where does children play ?

---

## B. Write True or False

1. The birds are flying.
2. The hair are in front of the poet.
3. The poet races with the wind.
4. The children are playing since early morning.
5. Nobody can see the wind.

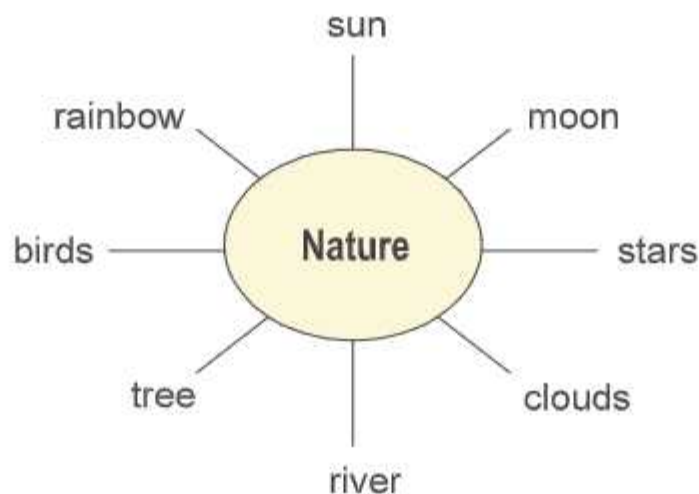
## C. Write the rhyming words

low	_____	tree	_____
grass	_____	sky	_____
play	_____	mind	_____



## II. Vocabulary

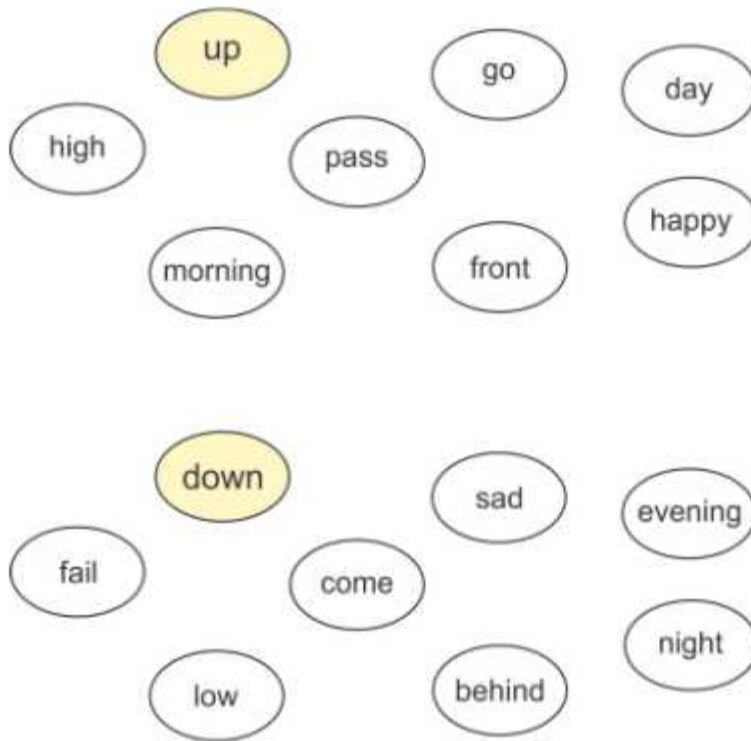
### A. Draw/Paste the pictures related to nature





### III. Language Corner

#### A. Colour the opposites with same colour



#### B. Describing words

Look at the following pictures



a tall boy



a big box



a shady tree

The words like tall, big, shady are the describing words.



## Read some describing words in the following sentences

1. an **old** lady
2. a **blue** shirt
3. a **tiny** insect
4. a **beautiful** flower
5. a **little** bird

### C. Encircle the describing words

1. John is a clever boy.
2. She has curly hair.
3. It is a lovely rainbow.
4. I eat fresh fruits.
5. We have two eyes.
6. I have a blue skirt.
7. Aman has many buffaloes.
8. Everyone likes sweet mangoes.

#### D. Fill in the blanks with describing words

beautiful      good      old      long      intelligent

1. \_\_\_\_\_ girl
2. \_\_\_\_\_ scene
3. \_\_\_\_\_ hair
4. \_\_\_\_\_ man
5. \_\_\_\_\_ student



#### IV. Listen Speak and Enjoy

##### A. Tongue Twister

**Swing swang, swing-swing swang**

##### B. Rhyme

##### A little Seed

A little seed for me to sow.  
A little soil to make it grow.  
A little hole, a little pat,  
A little wish and that is that.  
A little sun, a little shower,  
A little while-  
And then, a flower.





## V. Reading Practice

### A. Read Aloud

I. watch catch latch batch snatch  
hatch match sketch fetch patch

II. wonderful beautiful colourful helpful  
hopeful joyful powerful painful



## VI. Writing Task

### A. Rewrite the stanza in good handwriting

Wonderful lands,

Where children play.

From early morn,

All through the day.

---

---

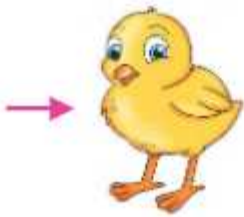
---

---

**B. Write the sentences with the help of picture using This, That, These, Those.**



1. This is a lock.



2. \_\_\_\_\_



3. \_\_\_\_\_



4. \_\_\_\_\_



5. \_\_\_\_\_



**VII. Value I learnt**

Be happy and make others happy.



## VIII. Activity

Follow the following steps and grow your own plant

- (a) Take a small pot.
- (b) Fill some soil in it.
- (c) Sow some seeds in it.
- (d) Keep it in the sun.
- (e) Don't forget to water it daily.



Care it well  
and enjoy  
its growth.



**Fact**



The Rainbow has seven colours.





## Lesson 8

# Going to Market

### Objective

- To introduce new vocabulary through a market scene.
- To inculcate comprehensive and interactive skills among students.

### New Words

- |           |             |             |             |
|-----------|-------------|-------------|-------------|
| • market  | • shop      | • buy       | • brush     |
| • crayons | • sharpener | • vegetable | • ice-cream |
| • store   | • brick     | • spinach   | • great     |



Sheena is very happy today. She is going to market with her mother.

Her sister Shanu will also go with them. She is also very happy. They are now in the market. There are many shops.





This is a toy shop. Sheena likes to play with toys. She wishes to buy a toy ship. But mother said, "You should not buy more toys." Sheena said, "Ok! Then buy me a paint brush and colours". Mother said, "Ok! Let's go."



Now, they are in a stationery shop. Sheena and Shanu are looking at the things in the shop. There are notebooks, erasers, pencils, pens, crayons, sharpeners etc. Shanu buys a paint brush and colours.



Sheena buys a sharpener and coloured sheets. Then they go to a fruit shop.



Mother buys litchi, cherries, chickoo, grapes and plums. Then they go to the vegetable shop. Mother buys chillies, radish, spinach and potatoes.



After that they go to a shoe store. Mother buys shoes for Sheena and Shanu. She also buys a pair of sandals for herself.

At last they go to an ice-cream shop. Sheena buys a chocobar, Shanu buys a vanilla ice-cream and mother buys a brick of tutti-fruity for family members.

Sheena and Shanu have great fun and now they are going back to home.



## 1. Think and Answer

### A. Answer the following questions

1. Where is Sheena going?  
\_\_\_\_\_
2. What does Shanu buy from the stationery shop?  
\_\_\_\_\_
3. What does her mother buy from the ice-cream shop?  
\_\_\_\_\_

### B. Fill in the blanks.

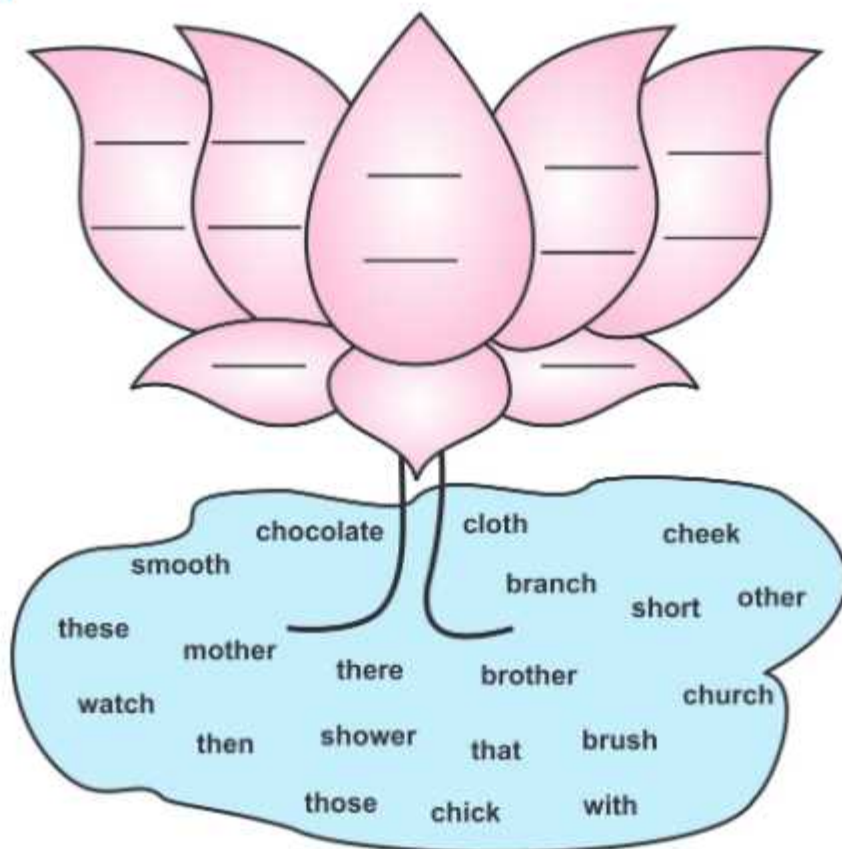
Vanilla ice-cream    cheeries    Sheena    a toy ship

1. \_\_\_\_\_ is very happy.
2. Sheena wishes to buy a \_\_\_\_\_.
3. Shanu buys \_\_\_\_\_.
4. Mother buys litchi, chickoo \_\_\_\_\_ from fruit shop.



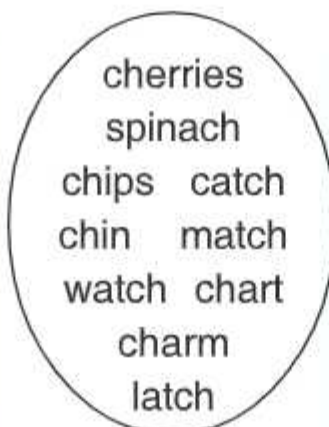
## II. Vocabulary

A. Tick (✓) the 'th' sound words from the pond and write on the lotus



B. Write the words starting with **ch** sound on the chart and with ending **ch** sound on the chart with a branch

1. _____
2. _____
3. _____
4. _____
5. _____



1. _____
2. _____
3. _____
4. _____
5. _____





**C. Write the names of the items at proper place:**

litchi	pencil	potato	mango	tomato
sharpener	orange	spinach	crayons	radish



**III. Language Corner**

potatoes	colour	chillies	Shanu
plums	radish	market	chickoo
spinach	ship	sharpener	shoes
cherries	pens	ice-cream	grapes
erasers	toys	paint brush	crayons

**A. Encircle the plural nouns from the box and write in the given space**

1. \_\_\_\_\_

3. \_\_\_\_\_

2. \_\_\_\_\_

4. \_\_\_\_\_

5. \_\_\_\_\_

6. \_\_\_\_\_

7. \_\_\_\_\_

8. \_\_\_\_\_

9. \_\_\_\_\_

10. \_\_\_\_\_

## B. Make plurals by adding the letter 's'

eg. chair

chairs

eg. chair

chairs

1. cat \_\_\_\_\_

6. colour \_\_\_\_\_

2. pencil \_\_\_\_\_

7. plum \_\_\_\_\_

3. chalk \_\_\_\_\_

8. sheet \_\_\_\_\_

4. room \_\_\_\_\_

9. eraser \_\_\_\_\_

5. notebook \_\_\_\_\_

10. monkey \_\_\_\_\_

## Make plurals by adding 'es'

eg. bush

bushes

1. box \_\_\_\_\_

2. class \_\_\_\_\_

3. match \_\_\_\_\_

4. brush \_\_\_\_\_

5. glass \_\_\_\_\_

## Make plurals by adding 'ies' after omitting 'y'

eg. pony

ponies

1. story \_\_\_\_\_

2. baby \_\_\_\_\_

3. city \_\_\_\_\_

4. lady \_\_\_\_\_

5. army \_\_\_\_\_

### C. Fill in the blanks with suitable pronouns

He      She      It      They

1. Sheena is very happy today.  
\_\_\_\_\_ is going to the market.
2. Amit is in the shoe store.  
\_\_\_\_\_ is buying a pair of shoes.
3. The monkey is on the tree.  
\_\_\_\_\_ is jumping.
4. Children are at home.  
\_\_\_\_\_ are watching television .



### IV. Listen Speak and Enjoy

#### A. Rhyme

#### Vegetables

Eat red carrot, eat a radish,  
eat red tomato and green spinach.

Eat a cabbage, eat potato,  
eat a turnip, eat tomato.

Eat green capsicum and french beans,  
eat them all in your meals.





## V. Reading Practice

### A. Read the following words aloud

sh		ch	
sheep	wish	chair	chart
short	dish	chin	touch
shirt	bush	cheek	church
show	push	chalk	catch
shark	brush	chain	watch
sharp	crush	chips	match
shake	shower	branch	chocolate



## VI. Writing Task

### A. Fill in the blanks

books    notebook    sharpner    blackboard    bench

1. I write with pencil on my \_\_\_\_\_ .
2. I keep eraser and \_\_\_\_\_ in my pencil box.
3. I keep my \_\_\_\_\_ and note books in my bag.
4. My teacher writes on \_\_\_\_\_ with chalk.
5. Me and my friend sit on the first \_\_\_\_\_ .

## B. Make sentences

Sheena	is going to a	toy shop. vegetable shop. book store. fruit shop. shoe store.
--------	---------------	---

1. Sheena is going to a toy shop.

2. \_\_\_\_\_

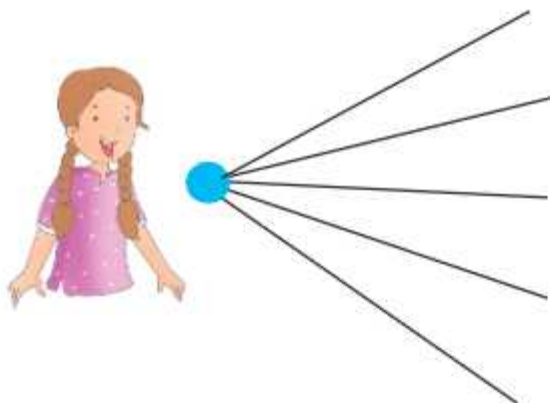
3. \_\_\_\_\_

4. \_\_\_\_\_

5. \_\_\_\_\_

6. \_\_\_\_\_

## C. Write down the things purchased by Sheena





**D. Find answers to the following questions from the given picture**

1. Who is the old man ?

\_\_\_\_\_

2. Who has a book ?

\_\_\_\_\_

3. Who is laughing ?

\_\_\_\_\_

4. Who is sad ?

\_\_\_\_\_

5. Who has a gun ?

\_\_\_\_\_

6. Who is the pilot ?

\_\_\_\_\_



Mr. Madan Lal



Jyoti



Mr. Deepak



Vikram



Vijay



Maninder



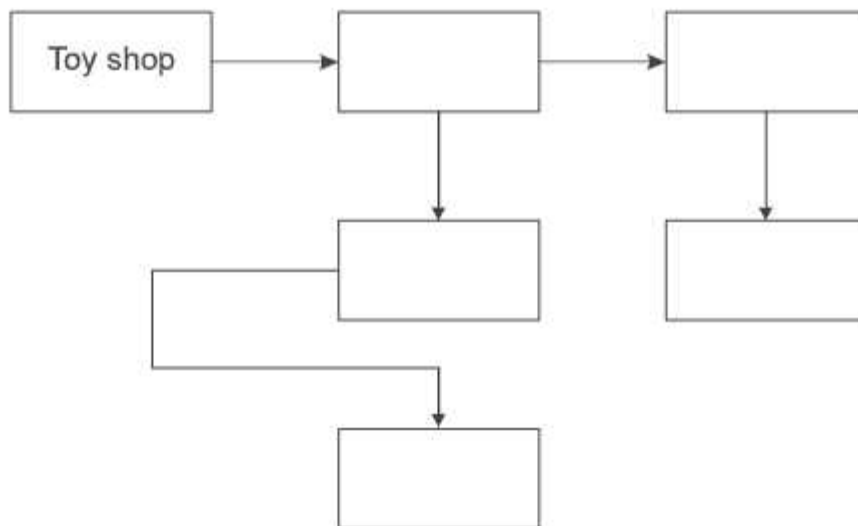
## VII. Value I learnt

We should spend money wisely.



## VIII. Activity

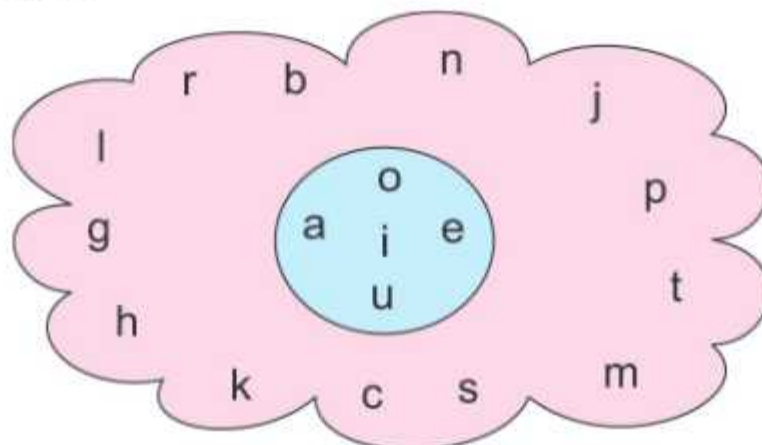
### A. Trace the path they followed in the market



### B. Trace the path from your home to your school

### C. Word Formation

Make as many four or five letter words as you can from the given letters



- |          |           |
|----------|-----------|
| 1. horse | 6. _____  |
| 2. _____ | 7. _____  |
| 3. _____ | 8. _____  |
| 4. _____ | 9. _____  |
| 5. _____ | 10. _____ |



**Fact**

We get minerals and vitamins from vegetables.

