

RAINBOW

(ENGLISH CLASS II)



Punjab School Education Board

Sahibzada Ajit Singh Nagar

© Punjab Government

Revised Edition (First) 2022-23 : 2,91,500 copies

All rights, including those of translation, reproduction
and annotation etc., are reserved by the
Punjab Government.

Co-ordinator : Surabhi Jaikwal
Cover design : Manjit Singh Dhillon

WARNING

1. The Agency-holders shall not add any extra binding with a view to charge extra money for the binding. (Ref. Cl. No. 7 of agreement with Agency-holders).
2. Printing, Publishing, Stocking, Holding or Selling etc., of spurious Text-books qua text-books printed and published by the Punjab School Education Board is a cognizable offence under Indian Penal Code.

(The textbooks of the Punjab School Education Board are printed on paper carrying water mark of the Board.)

Price : ₹ 0000

Published by : Secretary, Punjab School Education Board, Vidya Bhavan Phase-8 Sahibzada
Ajit Singh Nagar-160062 & Printed by M/s Ravindra Paper Mart, Jalandhar.

Foreword

The Punjab School Education Board has always focussed on imparting quality education and information to the students of the state. The English language is of humongous global significance. Therefore, the curriculum is so designed that our students do not lag behind as far as the proficiency in English is concerned. Keeping in view this need, PSEB is all set to improve the teaching and learning of English at Primary school level.

The present book has been prepared under the guidance of Director Academics, Punjab School Education Board. The book has been developed as per recommendations of NCF 2005 , PCF 2013 and learning outcomes issued by NCERT. The book in hand was implemented in academic year 2018-19. The book has been revised from academic year 2022-23 to align the syllabi of Primary classes with the Pre-Primary classes.

The goal of writing this book is attainment of basic proficiency and development of language into an instrument of knowledge acquisition. Through this book, efforts have been made to teach English in a meaningful context which is input rich and drawn from the immediate environment.

Hopefully, the readers of this book will find it an interesting read. However, the comments and suggestions for improvement are welcome from the teachers and readers of the book.

Chairman

Punjab School Education Board

TEXTBOOK DEVELOPMENT COMMITTEE

• WRITERS

1. Harjit Kaur, G.P.S. Raipur Kalan, S.A.S. Nagar
2. Neelam Kumari, G.P.S. Rurka, S.A.S. Nagar
3. Gurpreet Kaur, G.P.S. Safera, Patiala

• VETTERS

1. Kuldip Kumar Varma, S.C.E.R.T., Punjab
2. Navneet Kaur, S.C.E.R.T., Punjab
3. Sunita Singh, English Mistress, GHS Mansoorwal Dona , Kapurthala
4. Rosy Mehta, SS Mistress, GSSS Attati , Ferozpur

Learning Outcomes

The learner

- sings songs/rhymes with action
- responds to comprehension questions related to stories and poems, in home language/English/sign language orally and in writing (phrases/short sentences)
- identifies characters and sequence of events in a story
- expresses verbally her/his opinion and asks questions about the characters, storyline etc., in English/home language
- draws/writes a few words/short sentences in response to poems and stories
- listens to English words, greetings, polite forms of expression and responds in English/home language like 'How are you?', 'I am fine, thank you.' etc
- uses simple adjectives related to size, shape, colour, weight, texture such as big', 'small', 'round', 'pink', 'red' 'heavy', 'light', 'soft' etc
- listens to short texts from children's section of newspaper, read out by teacher
- listens to instructions and draws a picture
- uses pronouns related to gender like 'his/her', 'he/she', 'it' and other pronouns like 'this/that', 'here/ there' 'these/those' etc
- uses prepositions like 'before', 'between'
- composes and writes, short sentences with space between words

Sr no.	Lesson	Objective	Listening and speaking skills	Reading and writing skills	Activity
1	English Alphabet	Revision of concepts learnt in previous class	<ul style="list-style-type: none"> To listen and speak phonetic sounds To recite rhymes with actions and gestures Use greetings as and when required 	<ul style="list-style-type: none"> To read and write capital and small letters Able to write letters in sequence Able to read jumbled letters 	<ul style="list-style-type: none"> Use multimedia(audio-visual aids) for reinforcing sounds of letters
2	Cursive letters	To enable the students to write in cursive form	<ul style="list-style-type: none"> To listen and follow instructions Vocabulary related to parts of body 	<ul style="list-style-type: none"> To read and write letters written in cursive form To write properly in four lines 	Activity related to action words
3	Vowel sound 'a'	To enable the students to construct 3 letter words having 'a' in the middle	<ul style="list-style-type: none"> Different sounds of vowel 'a' Recites rhyme about good habits 	<ul style="list-style-type: none"> To read and write 3-4 letter words, phrases and sentences with vowel 'a' To understand the meaning of these words with the help of pictures 	<ul style="list-style-type: none"> Pair-up Same-same Run to make a word
4	Vowel sound 'e'	To enable the students to construct 3 letter words having 'e' in the middle	<ul style="list-style-type: none"> Different sounds of vowel 'e' Gives introduction of self Answers to specific questions 	<ul style="list-style-type: none"> To read and write 3-4 letter words, phrases and sentences with vowel 'e' To understand the meaning of these words with the help of pictures 	<ul style="list-style-type: none"> Run and circle
5	Vowel sound 'i'	To enable the students to construct 3 letter words having 'i' in the middle	<ul style="list-style-type: none"> Different sounds of vowel 'i' Able to speak new words related to sky, kitchen, bathroom etc. Names of animals 	<ul style="list-style-type: none"> To read and write 3-4 letter words, phrases and sentences with vowel 'i' To understand the meaning of these words with the help of pictures 	<ul style="list-style-type: none"> Make up a word
6	Vowel sound 'o'	To enable the students to construct 3 letter words having 'o' in the middle	<ul style="list-style-type: none"> Different sounds of vowel 'o' Able to comprehend opposites Names of vegetables 	<ul style="list-style-type: none"> To read and write 3-4 letter words, phrases and sentences with vowel 'o' To understand the meaning of these words with the help of pictures 	<ul style="list-style-type: none"> Passing the parcel
7	Vowel sound 'u'	To enable the students to	<ul style="list-style-type: none"> Listen and speak different sounds 	<ul style="list-style-type: none"> To read and write 3-4 letter words, 	<ul style="list-style-type: none"> Sort out

	construct 3 letter words having 'u' in the middle	of vowel 'u'	phrases and sentences with vowel 'u'
		<ul style="list-style-type: none"> Listen and speak comparative sounds like fit-fat, leg-log, hat-hut etc. 	<ul style="list-style-type: none"> To read and write comparative sounds like fit-fat, leg-log, hat-hut etc. Use of 'and'
8	Use of a/an	To listen and speak vocabulary related to counting	<ul style="list-style-type: none"> To use a/an in words and phrases To read and write these sentences with understanding
9	Let's Blend	To listen and speak about visual images	<ul style="list-style-type: none"> To read words with blends eg. bl, cl, fr etc. To develop an extensive sight word vocabulary
10	Use of this/that/these/those	To listen and speak about visual images	<ul style="list-style-type: none"> To use this/that/these/those appropriately To use in/on/under in sentences
11	Let's Read and Understand	To make the student understand the sentences with the help of pictures	To read aloud with accuracy and comprehension
12	My computer	To identify the hardware component of a computer	<ul style="list-style-type: none"> Develop an appreciation of printed language
13	Going to a Zoo	To make students relish the short stories	<ul style="list-style-type: none"> To read short prose To comprehend text
14	A Pet Hen	To make students relish the short stories	<ul style="list-style-type: none"> To understand naming words and plurals develop reading speed To make sentences
15	Holi	To make them familiar with the importance of festivals	<ul style="list-style-type: none"> To read short prose To comprehend text To write in good handwriting
			<ul style="list-style-type: none"> Collage making



CONTENTS

Lesson 1 : English Alphabet	2-10
Lesson 2 : Cursive Letters	11-23
Lesson 3 : Vowel Sound 'a'	24-36
Lesson 4 : Vowel Sound 'e'	37-49
Lesson 5 : Vowel Sound 'i'	50-62
Lesson 6 : Vowel Sound 'o'	63-73
Lesson 7 : Vowel Sound 'u'	74-85
Lesson 8 : Use of A/An	86-90
Lesson 9 : Blends	91-94
Lesson 10 : Use of This/That/These/Those	95-98
Lesson 11 : Let's Read and Understand	99-110
Lesson 12 : My Computer	111
Lesson 13 : Going to a Zoo	112-116
Lesson 14 : A Pet Hen	117-125
Lesson 15 : Holi	126-132

Prayer



Thank You God

Thank You God
for the world so sweet,

Thank you God
for the food we eat,

Thank you God
for the birds that sing,

Thank you God
for everything.





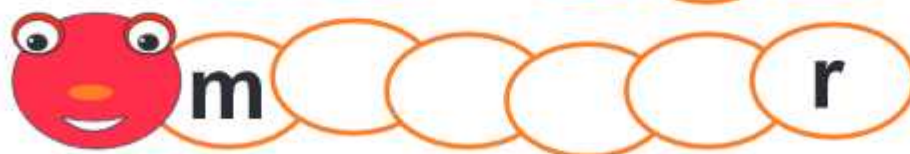
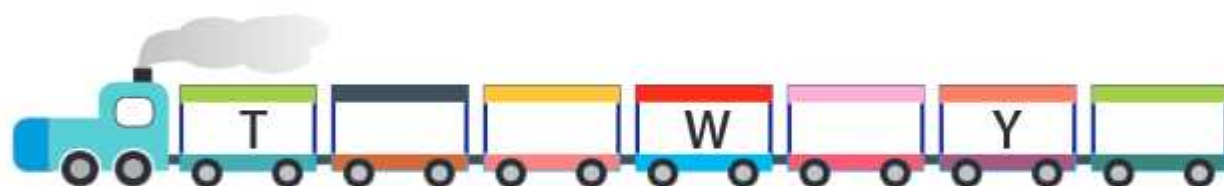
Capital Letters

A B C D E F G
H I J K L M N O
P Q R S T U V
W X Y Z

Small Letters

a b c d e f g
h i j k l m n o
p q r s t u v
w x y z

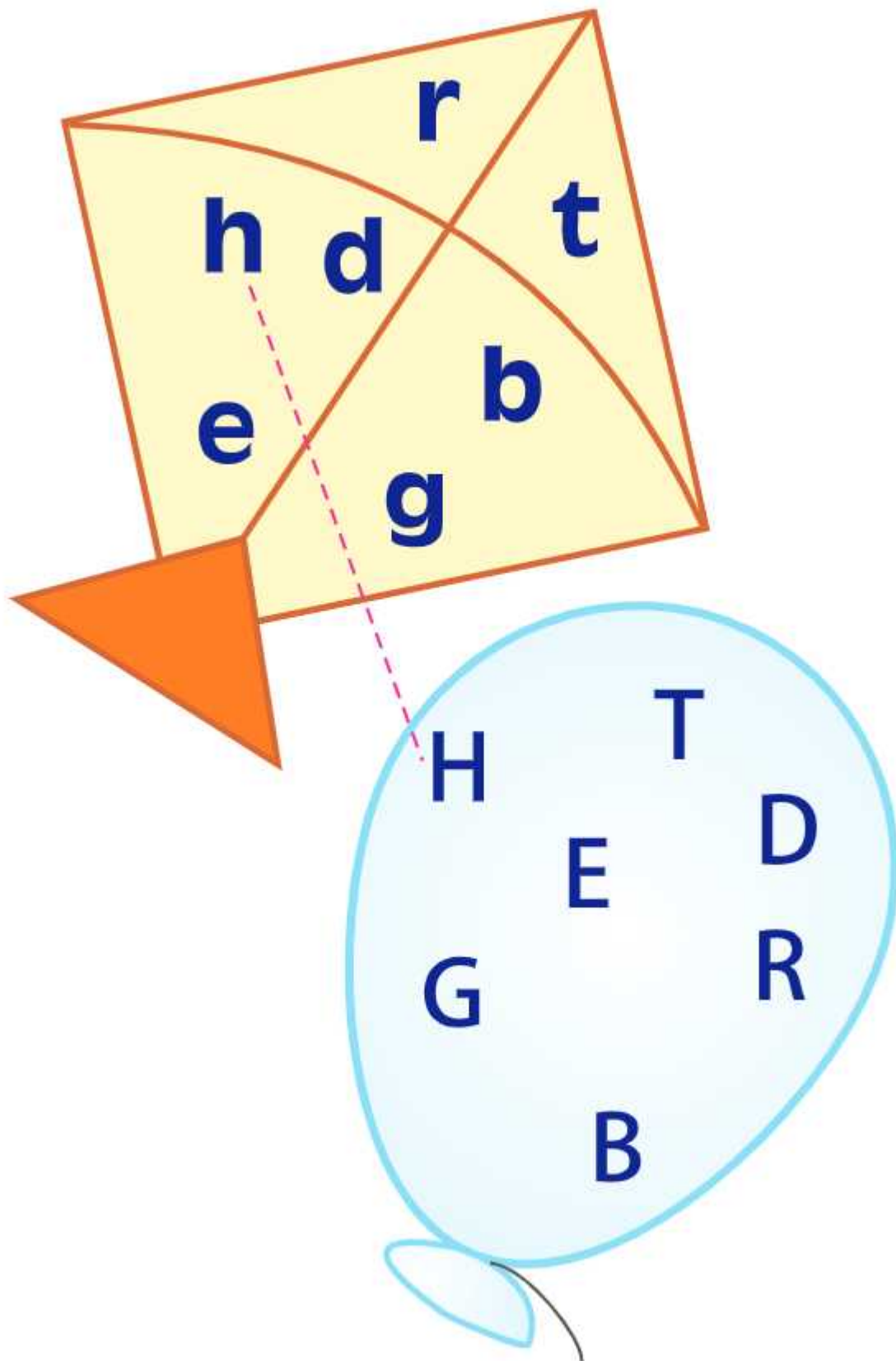
Fill in the blanks.





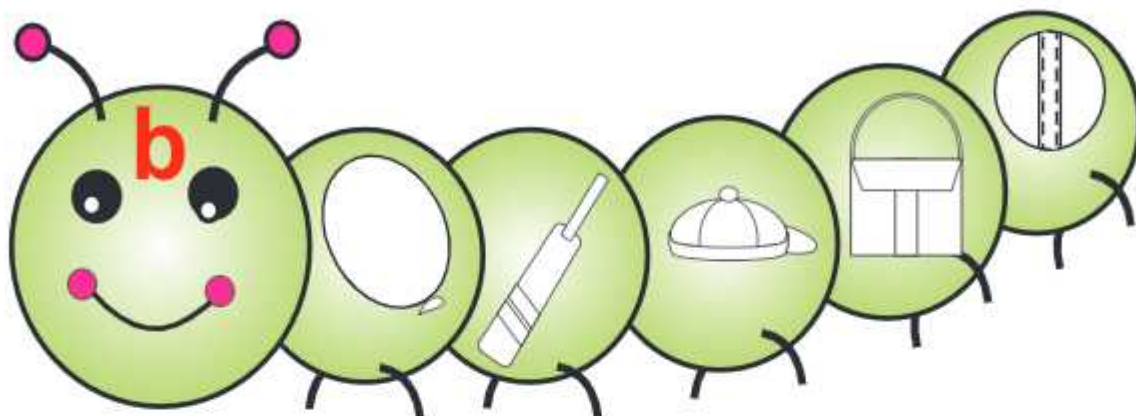
Put a cross on the letter which is not in sequence.

a	b	c	e	d
e	f	i	g	h
i	m	j	k	l
m	n	q	o	p
q	u	r	s	t
u	v	w	y	x
y	z			

Join the capital letters with small letters.



Colour the pictures having the beginning sound of the letter given on head of the caterpillar.



Rhyme Time....



Clap Your Hands

Clap, clap
Clap your hands.
Clap your hands with me.



Tap, tap,
Tap your feet.
Tap your feet with me.

Hop, hop,
Hop and jump.
Hop and jump with me.



Come, come,
Come and dance.
Come and dance with me.



The teacher is suggested to give practice of more action words like kick, fly, cry, catch, throw etc.

Greetings



Neelu gets up early in the morning and wishes her mother **Good morning**.



Neelu wishes her teacher **Good afternoon** when she leaves the school.




Neelu wishes her friends **Good evening** when she meets them in the evening.



Neelu wishes her mother **Good night** when she goes to bed.



Neelu says '**Please**' when she asks for something from anyone.



Neelu says '**Sorry**' if she disturbs anyone by mistake.



Vowels

A a E e I i O o U u

Consonants

B b

C c

D d

F f

G g

H h

J j

K k

L l

M m

N n

P p

Q q

R r

S s

T t

V v

W w

X x

Y y

Z z



While teaching the concept of vowels, the teacher will focus on the sounds instead of letters. For example while teaching 'Bb' focus on the sound /b/

Lesson
2

Cursive Letters



Capital Cursive Letters (Upper Case)

A

B

C

D

E

F

G

H

I

J

K

L

M

N

O

P

Q

R

S

T

U

V

W

X

Y

Z



Basic Strokes of Cursive Handwriting

Continue the given stroke and practise it :



Basic Strokes of Cursive Handwriting

Continue the given stroke and practise it :



Trace and write.

A	A	A	.	.
B	B	B	.	.
C	C	C	.	.
D	D	D	.	.
E	E	E	.	.
F	F	F	.	.
G	G	G	.	.
H	H	H	.	.
I	I	I	.	.
J	J	J	.	.
K	K	K	.	.
L	L	L	.	.
M	M	M	.	.

Trace and write.

N

N

N

O

O

O

P

P

P

Q

Q

Q

R

R

R

S

S

S

T

T

T

U

U

U

V

V

V

W

W

W

X

X

X

Y

Y

Y

Z

Z

Z

Write the letters.

A			



Small Cursive Letters (Lower Case)

a

b

c

d

e

f

g

h

i

j

k

l

m

n

o

p

q

r

s

t

u

v

w

x

y

z

Small Cursive Letters

Trace and write.

a

a

a

b

b

b

c

c

c

d

d

d

e

e

e

f

f

f

g

g

g

h

h

h

i

i

i

j

j

j

k

k

k

l

l

l

m

m

m

Trace and write.

n n n . .

o o o . .

p p p . .

q q q . .

r r r . .

s s s . .

t t t . .

u u u . .

v v v . .

w w w . .

x x x . .

y y y . .

z z z . .

Write the letters.

a

z

Let's know.

Letters to be written in middle two lines

a c e i m n o r s u v w x

Letters to be written in upper three lines

b d h k l t

Letters to be written in lower three lines

g j q y z

Letters to be written in four lines

p f

Action Words



Clap your hands,
Clap your hands,
Listen to the music
And clap your hands.

Turn around,
Turn around,
Listen to the music
And turn around.

Jump up high,
Jump up high,
Listen to the music
And jump up high.

Wave your hand,
Wave your hand,
Listen to the music
And wave your hand.



Activity Teacher will give practice of commands like

- Come here.
- Go there.
- Turn right.
- Turn left.
- Clap your hands.
- Wave your hands.
- Run fast.
- Turn around etc.



My Body



Come little baby,
Come to me.
Touch your head,
Touch your knee.
Close your eyes,
And show your feet.
Shake your leg,
And pull your cheek.



My Sense Organs



I see with my eyes.

I smell with my nose.



I hear with my ears.

I taste with my tongue.

I feel with my skin.



The teacher will tell the learners about the parts of body and the sense organs.

Activity

The teacher will ask the learners to touch their body parts one by one and will give practice of commands.



- Touch your head.
- Touch your eyes.
- Touch your hair.
- Touch your arms.
- Raise your hands.
- Open your eyes.
- Shake your leg.
- Close your eyes.
- Shake your head.
- Show me your hands, tongue, nails etc.

Lesson 3

Vowel Sound 'a'



Read aloud and trace.



Read and write more words with vowel sound **a**.

at
bat
cat
fat
hat
mat
pat
rat
sat

an
ban
can
fan
man
pan
ran
van
tan

ap
cap
gap
lap
map
tap
nap
rap
sap



ad
bad
had
mad
lad
sad
pad
dad

am
dam
jam
ham
ram
ar
car
far
jar



The teacher will help the children to make them understand all the words with the help of related pictures or simple drawings. Students should also develop the habit of drawing related pictures.

Read aloud and trace.



Read and write more words with vowel sound **a**.

ay
day
lay
pay
say
ray
way
may

ag
bag
lag
rag
tag

aw
jaw
raw
paw
saw
law

all
ball
call
hall
tall
mall
wall

ake
bake
cake
make
take

ate
date
hate
gate
late
rate
plate

ame
name
game
came
same

ail
nail
fail
tail
sail

ay
tray
pray
clay
play

Match the words with pictures.



jar
cap
map
hat
tag
fat
mat
pan
pan
rat

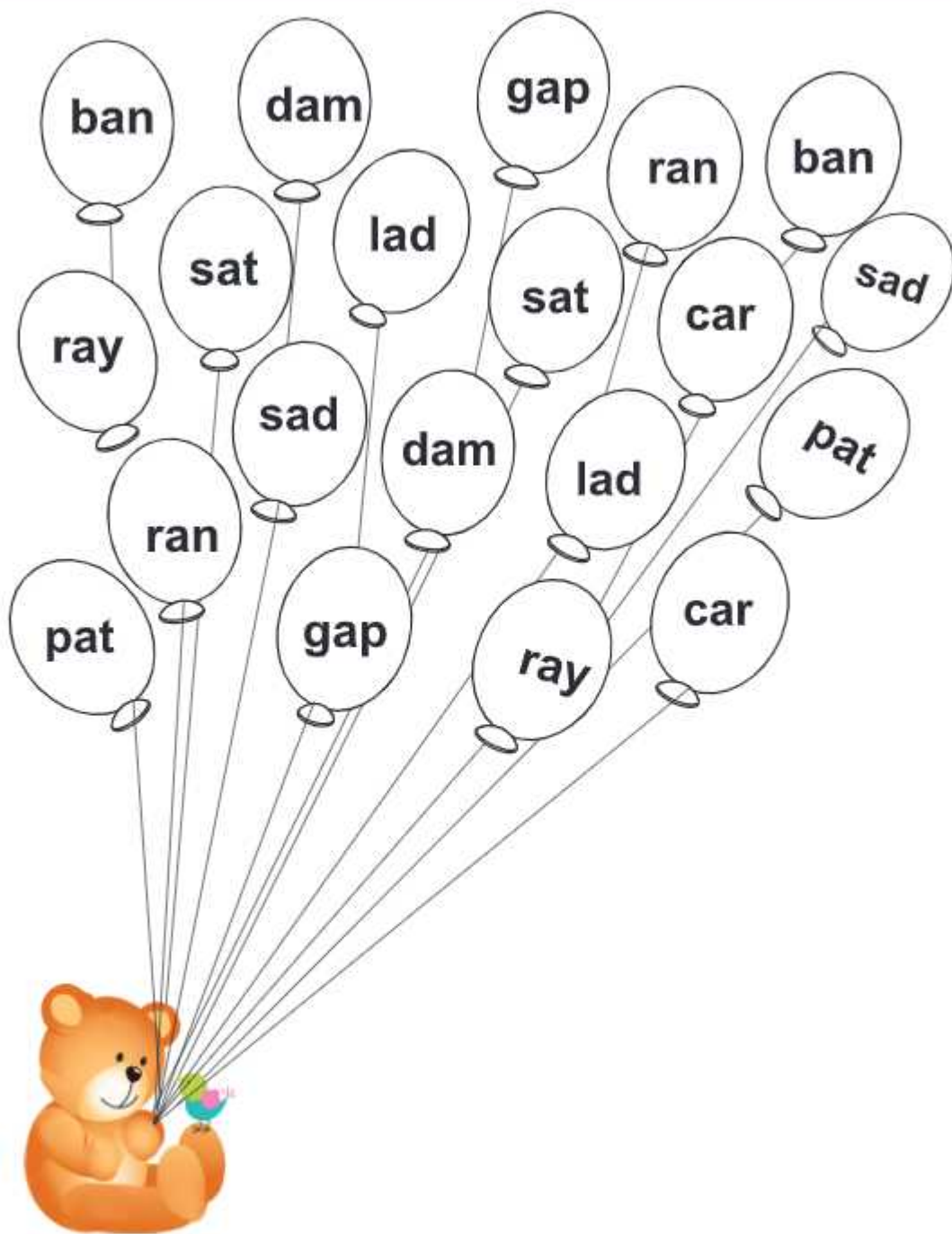


Activity Pair up



The teacher will give flash cards with three letter words to each student of a group, and the related pictures to the students of the other group having the same number of students. When the teacher gives the command, 'pair up', the students will run to make pairs.

Colour the balloons having same words with same colour.



Activity Same Same



Note for
the
teacher

The teacher will distribute identical sets of flash cards of words among two groups. Teacher will speak a word from these cards. Student from each group will try to find the card. The group that finds first will be the winner.

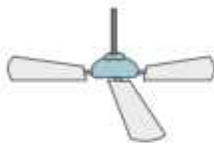
Complete the words.



ar



c p



an



r t



ma



h t



ba



p w



va



m n

Join the given letters to ending pattern and make words.

<p>p</p> <p>m</p> <p>c</p> <p>f</p> <p>r</p>	an	pan	
	ar		
	at		
	ap		

Rearrange the following letters for the given pictures.



_____ amj



_____ ath



_____ pta



_____ bta



_____ apc



_____ agb

Activity

Run to make word: The teacher will give flash cards of ending sounds of vowel patterns (an, at, ab, ad, ar etc.) to a group of 4-5 students and flash cards of consonants (n, t, f, l, d) to other group. Both the groups will stand at some distance from each other. The teacher will count 1,2,3 and at the count of 3, students having flash cards of the consonants will run towards the other group to make pairs or complete words e.g. 'p' will run towards 'an' to form 'pan'. Thus the students will come to know the structure and formation of the vowel pattern words.

Read aloud



a fat cat



a sad man



a fat man



a man ran



a fat cat ran



a fat man sat

Write words for the given pictures in cursive.

Blank cursive writing lines.



Blank cursive writing lines.



Blank cursive writing lines.



Blank cursive writing lines.



Blank cursive writing lines.



Blank cursive writing lines.



Blank cursive writing lines.



Blank cursive writing lines.



Blank cursive writing lines.



Blank cursive writing lines.



Blank cursive writing lines.



Blank cursive writing lines.



Blank cursive writing lines.



Blank cursive writing lines.



Blank cursive writing lines.



Blank cursive writing lines.



Blank cursive writing lines.



Blank cursive writing lines.



Read and answer.

Sam, a fat man, had a fat cat.

The cat had a hat.

The cat sat on a mat.

The cat saw a rat.

The rat ran on the tap.

Pam was back.

He had a bag and a cap.

His bag had a tag.

Sam had jam for Pam .



Comprehension questions

Tick the correct option:

1 Who had a fat cat ?

- (a) ☐ Pam (b) ☐ Sam (c) ☐ rat

2 Who saw a rat?

- (a) ☐ Pam (b) ☐ man (c) ☐ cat

Match the suitable pair according to the text in column A with column B.

column A

man
cat
Pam
rat

column B

tap
mat
fat
bag

man

cat

Pam

rat

tap

mat

fat

bag

Match the rhyming words.

ham

cat

cap

man

tap

jam

ran

mat

Use of 'and'




a car and a van

a cap and a hat



a rat and a cat

a pan and a can



a bat and a mat

a bag and a map



Plurals (One - Many)



a bag - bags



a fan - fans



a mat - mats



a car - cars



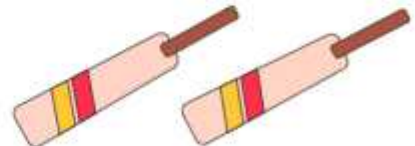
a cap - caps



a cat - cats



a bat - bats



a jar - jars



Rhyme Time....



This is the way

This is the way we wash our hands,
Wash our hands, wash our hands.
This is the way we wash our hands,
So early in the morning.



This is the way we brush our teeth,
Brush our teeth, brush our teeth.
This is the way we brush our teeth,
So early in the morning.

This is the way we comb our hair,
Comb our hair, comb our hair.
This is the way we comb our hair,
So early in the morning.



Extend this poem with different phrases like go to school, pray to God, clip nails, take a bath etc.

Lesson
4

Vowel Sound 'e'



Read aloud and trace.



bed bed



leg leg



few few



red red



peg peg



dew dew

Read more words with vowel sound **e**.

ed

fed
wed
ted
bed
led
red

eg

beg
keg
teg
leg

ew

new
sew
mew
dew
few
pew

en

den
hen
pen
men
ten
ken

- **ted** - turn over grass straw
- **keg** - small drum

- **teg** - small sheep
- **pew** - long bench with back

Read aloud and trace.



den den



web web

10

ten ten



jet jet



net net



pet pet

Read more words with vowel sound **e**.

et

bet
jet
let
get
met
net
pet
set
wet

ell

bell
fell
tell
sell
well
shell

eep

beep
deep
keep
jeep
peep
weep
sleep

eed

deed
need
seed
weed

ee

bee
see
tree
free

eet

feet
meet
sweet
fleet

een

been
seen
green
queen

Match the words with pictures.



10



leg

pen

jet

ten

web

bed

dew

net

den



Give the correct word for the picture.







teg

wet

peg

men

keg

red

pet

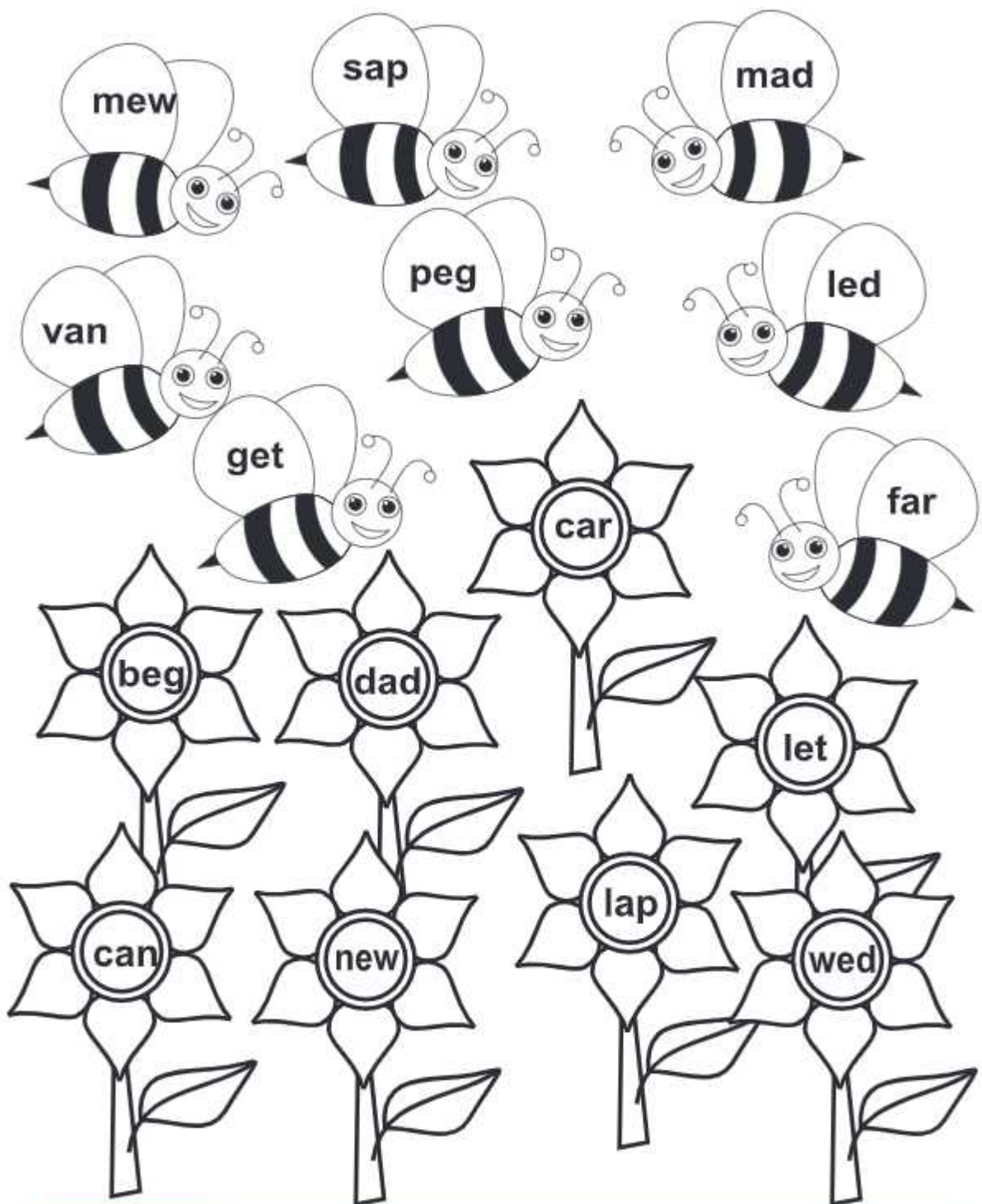








Colour the rhyming pair with same colour.



Activity

Run and circle: The teacher will write some three letter words on the blackboard. Divide the class into two teams. Teacher will call out a word from the black board. One student from each team will run to encircle that word and win a point.

Write words for given pictures in cursive.

















10











Encircle the words for the following pictures in the grid and write in the space given below.



b	u	c	p	t	e	n
s	p	e	n	d	g	h
t	v	w	n	e	t	s
h	i	k	f	p	r	j
e	l	d	h	m	v	e
n	c	f	e	g	d	t
p	q	h	v	n	o	j
d	k	l	e	g	x	c



10

Read aloud

bad bed

bag beg

bat bet

man men

pat pet

pan pen

sat set

tan ten

Tick and write the correct words.



bat
bet



beg
bag



pan
pen



leg
lag

Read aloud



a red pen



a wet hen



men in a den



a net on a bed



a pet in a car



a bag on a peg

Story Time....



The Little Red Hen



Once there lived a little red hen. She had ten eggs in a basket.



She wanted to buy a jet, a vest and a pet.



So she went to the mall to sell her eggs.



She was happy to own these things. She put on her vest and sat in a jet with her pet dog Ted. Soon they became good friends.

Let's Answer.

Choose the correct word and fill in the blanks: (ten, red, ted)

Colour of the hen –

Number of the eggs in the basket –

Name of the pet dog –

Give rhyming words

pet	-		
sell	-		



Fruits



mango



apple



orange



grapes



pear



banana



watermelon

Fresh fruits, fresh fruits

I have many

I have many

apple , orange ,

banana and grapes

mango , cherry,

melon and dates

Do you want any?

Do you want any?



Note for
the
teacher

The teacher will give oral practice of the following conversation-

- Do you want any fruit ?
- Which fruit do you like the most ?
- Which is your favourite fruit ?
- Which fruit is red, yellow/green in colour?

Conversation

1. How are you?
I am fine, thank you.
2. What is your name?
My name is
3. How old are you?
I amyears old.
4. Where do you live?
I live in
5. What is your father's name?
My father's name is
6. What is your mother's name?
My mother's name is
7. In which class do you study?
I study in class
8. What do you like to eat?
I like to eat
9. What do you like to drink?
I like to drink
10. What do you like to play?
I like to play



Myself

I am (Name).

I amyears old.

My mother's name is Mrs

My father's name is Mr

I study in class

I like to eat

I like to drink

I like to play

I live in



Lesson
5

Vowel Sound 'i'



Read aloud and trace.



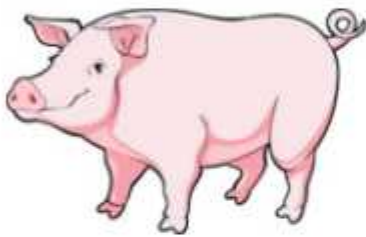
bib bib



wig wig



lid lid



pig pig



dig dig



mid mid

Read and write more words with vowel sound i.

it

bit
fit
hit
kit
lit
pit
sit
nit

id

bid
did
lid
kid
hid
mid
rid

ig

big
dig
fig
mig
pig
wig

in

bin
fin
pin
sin
tin
win


ib

bib nib rib

Read aloud and trace.



dip dip



lip lip



zip zip



tip tip

6

six six



mix mix

ip
dip
hip
lip
nip
sip
tip
zip
pip


im
dim
him
sim
rim

ix
six
mix
fix

ill
bill
fill
hill
mill
till
pill
will
still

i+e
five
nine
line
time
mice
rice
like
pipe
kite

Match the words with pictures.



Encircle the correct word for the picture.



tin pin bin



nib big bib



six mix fix



mid bid lid




bin pin tin



big wig fig

Read the following words and help the butterfly to find flowers with 'a' by colouring them red, with 'e' by colouring them yellow and with 'i' colouring them blue.



Fill in the correct vowel 'e' or 'i'.



l....g

t....p

m....n

w....n

b....b

d....g

z....p

h....t

Read the following words and write in proper place below pictures.

bit

bin

lip

bib

lid

kit

pin

pit

fin

tin

nib

zip

dip

tip

sit

six



6



Draw pictures for the given words.

bat



bit



fan



fin



tap



tip



hat



hit



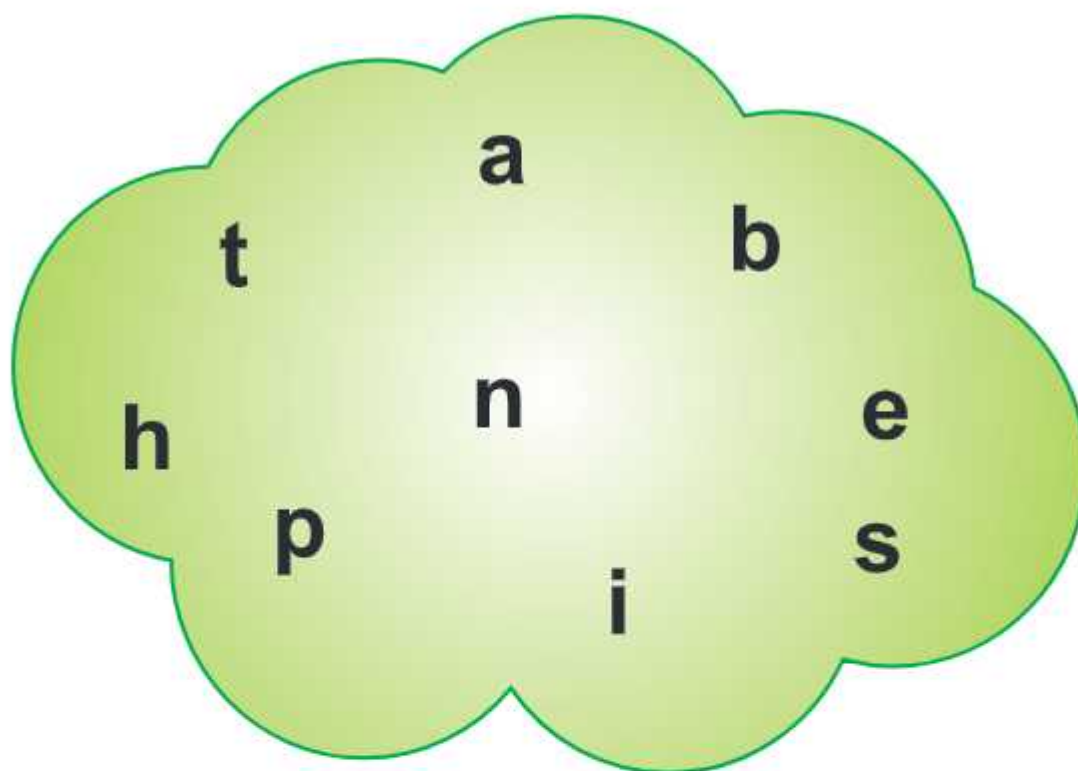
pen



pin



Make as many words as you can using the following letters
(You can repeat the letters).



_____	_____	_____	_____
_____	_____	_____	_____
_____	_____	_____	_____
_____	_____	_____	_____

Activity

Make up a word: Divide the class into two groups. Put a complete set of alphabet flash cards in a box/basket. One student from each group will pick any three letters to make a vowel pattern word. The one who makes the word first will get the point. Repeat this activity with all students.

Read aloud



a big bin



a big fig



a red wig



a wet bib

fix the peg



dig the pit




dip the nib





Animals



giraffe

Let's go to the zoo
Me and you.
What will you see there?
Elephant, lion, monkey and deer,
Tiger, horse, fox and bear.



horse



tiger



lion



fox



elephant



zebra



monkey



deer



Note for
the
teacher

The teacher will give practice for the following conversation.

- Which is your favourite animal?
- What are pet animals/ wild animals?
- Which animal do you see in zoo/ water?

Oral Activity



What do you see in the sky at day time?



What do you see in the sky at night?



What do you see on the road?



Note for
the
teacher

The teacher will help the students to find all the common objects in the picture and name them correctly.

Oral Activity



What do you see in the kitchen?



What do you see in the bathroom?



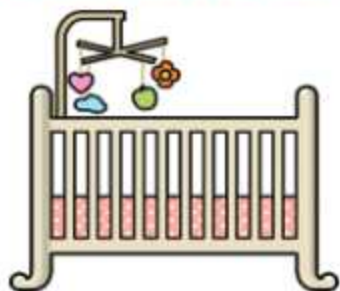
The teacher will help the students to find all the common objects in the picture and name them correctly.

Lesson
6

Vowel Sound 'o'



Read aloud and trace.



cot cot



pot pot



log log



cop cop



top top



mop mop

Read and write more words with vowel sound o.

ot

cot
dot
got
hot
not
lot
pot

op

cop
mop
top
hop

og

dog
fog
log
jog

oy

boy
joy
toy

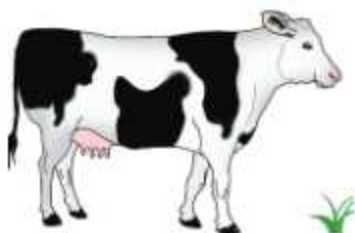
ow

low sow grow
row bow slow

ox

box
fox

Read aloud and trace.



cow cow



cob cob



rod rod



pod pod



dot dot



dog dog

Read and write more words with vowel sound o.

ow

cow
now
how
wow

od

cod
rod
nod
pod
God

oo

book
cook
hook
look
took
foot
good
wood

ool

cool
pool
fool
wool
moon
noon
soon
spoon
school

ob

cob
mob
job

o+e

bone
cone
home

Join the rhyming pair.



Complete the series.

1. hot, lot, , ,
2. fog, jog, , ,
3. nod, rod, , ,
4. cow, how, , ,
5. hop, mop, , ,

Give word for the picture.



Encircle the odd one out.



Tick the correct word and write.



fog

fig



fix

fox



hot

hat



pet

pot

Write words for given vowel patterns.



Activity

Passing the parcel: The children will sit in a circle, the teacher will select one vowel pattern for e.g. 'et'. One student will name an 'et' word e.g. net and will pass the ball/box to the next one. The next student will name another 'et' word and pass on the ball/box. Repeat the activity with different vowel patterns.

Read aloud.

a hot pot



a wet mop



a red box



a big log



a fat cop



a red cot



a wet dog



Write words for the given pictures in cursive.



Blank cursive writing lines for the word 'boy'.



Blank cursive writing lines for the word 'police'.



Blank cursive writing lines for the word 'dot'.



Blank cursive writing lines for the word 'umbrella'.



Blank cursive writing lines for the word 'pea'.



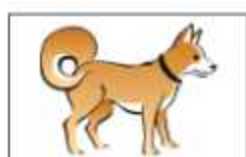
Blank cursive writing lines for the word 'baby'.



Blank cursive writing lines for the word 'pot'.



Blank cursive writing lines for the word 'gift'.



Blank cursive writing lines for the word 'dog'.



Blank cursive writing lines for the word 'stick'.



Blank cursive writing lines for the word 'log'.



Blank cursive writing lines for the word 'broom'.



Blank cursive writing lines for the word 'tree'.



Blank cursive writing lines for the word 'corn'.



Blank cursive writing lines for the word 'tea'.



Blank cursive writing lines for the word 'fox'.

Opposites

fat



thin



hot



cold



come



go



sit



stand



happy



sad



Opposites



throw



catch



day



night



good



bad



up



down



Vegetables

Tomatoes make your cheeks red,
Carrots make you jump ahead.
Spinach makes you very strong,
Peas make you dance along.
Eat your vegetables everyday,
You will be happy and gay.



gourd



capsicum



tomato



brinjal



potato



cauliflower



lady finger



spinach



onion



peas



Note for
the
teacher

The teacher will give practice for the following conversation.

- Do you want any vegetable?
- Which is your favourite vegetable?
- Which vegetable is red, yellow/ green in colour?

Lesson
7

Vowel Sound 'u'



Read aloud and trace.



bug bug




cub cub



hut hut



bus bus



rug rug



pup pup

Read and write more words with vowel sound **u**.

ug

bug
hug
mug
jug
rug
dug

un

bun
gun
run
sun

ub

cub
rub
hub
tub

ut

cut
hut
but
nut

us

bus

Read aloud and trace.

2 + 2 = 4



sum

sum

bun

bun

rub

rub



bud

bud

mud

mud

nut

nut

Read and write more words with vowel sound **u**.

up

cup

pup

um

gum

sum

mum

plum

drum

thumb

uck

duck

buck

luck

suck

u+e

cube

tube

cute

mute

flute

fume

huge

fuse

rude

ull

bull

full

pull

ud

bud

mud

ue

blue

clue

glue

true

Match the rhyming words.

gum

mug

mud

bun

run

bud

sum

rug

Read the words and colour the kite blue with sound 'un' and yellow with sound 'ug'.

pup

bus

jug

fun

gum

gun

cub

bug

hug

bun

mug

sun

Look at the picture and fill in the blanks.



t _ b



_



g _ n



_



c _ p



_



nu _



_



_ us



_

Match the picture with correct word.



jug

mug



cub

pup



pin

pen



hut

hat



bib

bid



nut

net



beg

bug



pig

peg

Complete the words using vowel 'a' or 'u'.



c ____ p



h ____ t

b ____ g



b ____ n



c ____ p

b ____ t




b ____ d



f ____ n



Help the boy to pick the words and put in correct basket.



Activity

Sort out : The teacher will put flash cards of words and pictures of three letter words in a box. Class will be divided into two groups. One student will be called from each group and asked to find a word and its picture. One who makes a pair first will get the point.

Read the words and understand.

bat — but

cat — cut

hat — hut

fan — fun

ran — run

bad — bud

rag — rug

bet — but

beg — bug

bit — but

hit — hut

mid — mud

big — bug

fin — fun

sin — sun

cot — cut

hot — hut

not — nut

Use of 'and'

a tap and a top



a pen and a pan



a bag and a bug



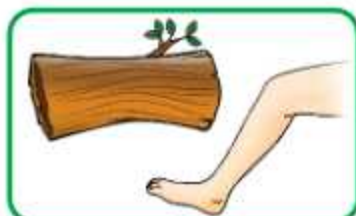
a cap and a cup



a pot and a pit



a log and a leg



a bun and a bin



Look at the picture and give the missing word.



a cap and a _____



a car and a _____



a _____ and a _____



a _____ and a _____



a _____ and a _____

Let's Read

- | | |
|----------------------|------------------------|
| 1. a lid and a tin | 16. a pin on a bag |
| 2. a pot and a cot | 17. a pup in a tub |
| 3. a cup and a plate | 18. a bee on a bud |
| 4. a bell and a ball | 19. a cub in a den |
| 5. a kid and a bib | 20. a duck in a pond |
| 6. a dog and a bone | 21. a gun in a box |
| 7. a cow and a bull | 22. a pup on a log |
| 8. Cut the nut. | 23. a ball under a cot |
| 9. Sow the seed. | 24. a box under a bed |
| 10. Cow is wet. | 25. Man has a map. |
| 11. Dig the pit. | 26. Boy has a fig. |
| 12. See the bee. | 27. Ben has a pen. |
| 13. Hit the tin. | 28. Bob has a cap. |
| 14. Rub the cub. | 29. My book is good. |
| 15. Bake the cake. | 30. See the tree. |



These sentences can be used for dictation.



One Two Three Four Five

One, two, three, four, five,
Once I caught a fish alive.

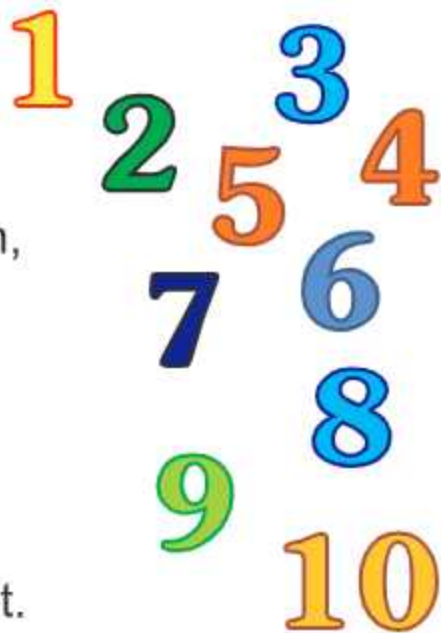
Six, seven, eight, nine, ten,
Then I let it go again.

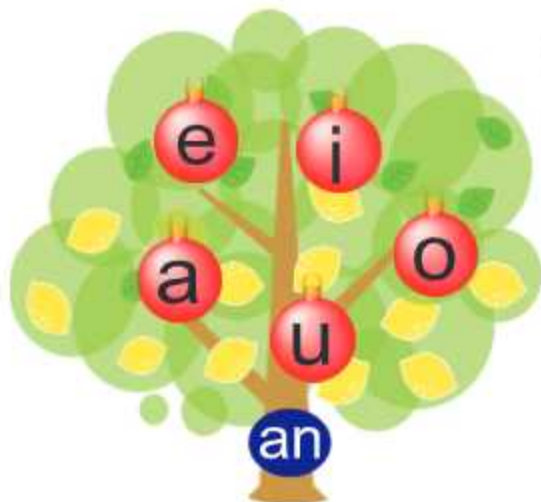
Why did you let it go?

Because it bit my finger so.

Which finger did it bite?

The little finger on the right.





Vowel Tree



Consonant Tree

Read and write.

an ant

a pan

an eye

a den

an inn

a pig

an owl

a fox

an urn

a bud

Use of a/an

Tick the correct one.



a pet

☐

an pet

☐

a egg

☐

an egg

☐

a jet

☐

an jet

☐

a axe

☐

an axe

☐

a hat

☐

an hat

☐

an owl

☐

a owl

☐

a eye

☐

an eye

☐

an hen

☐

a hen

☐

a apple

☐

an apple

☐

Read aloud and trace.



ant ant



axe axe



bee bee



egg egg



owl owl



ear ear

Read aloud.

age
ape
arm
ass
ago
air
ask
buy
see

ear
eat
egg
fry
cry
has
had
him
his

ink
inn
oil
own
our
out
old
one
use

for
fur
who
you
yes
yet
was
two
zoo

Match the word with the picture.



owl

axe

ear

arm

egg

cry

ant

two



2



Read and write .

has

had

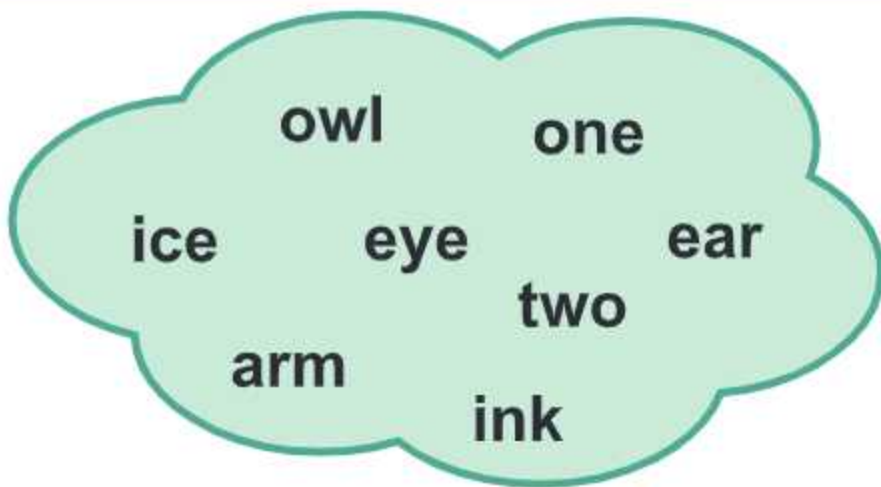
was

one

you

yes

Read the words and write correct word for the given picture .



2



1

Activity

Word Album: Ask the students to prepare a word album by writing the three letter words boldly on one page with related pictures. The students will try to write more and more words, in alphabetical order.



bl



block



blade



blue

cl



clock



cloud



class

br



bread



brick



broom

gr



green



grass















grapes



Note for
the
teacher

The teacher will help the students to pronounce the sounds (Blends) correctly and give practice to speak more words related to the given sound (Blends).

fr	 <p data-bbox="411 421 515 465">frock</p>	 <p data-bbox="772 421 876 465">fruits</p>	 <p data-bbox="1143 421 1225 465">frog</p>
cr	 <p data-bbox="404 794 525 838">crown</p>	 <p data-bbox="753 794 905 838">crayons</p>	 <p data-bbox="1125 794 1253 838">cream</p>
tr	 <p data-bbox="418 1174 501 1219">tree</p>	 <p data-bbox="772 1174 876 1219">truck</p>	 <p data-bbox="1139 1174 1233 1219">train</p>
fl	 <p data-bbox="422 1541 496 1586">flag</p>	 <p data-bbox="761 1541 893 1586">flower</p>	 <p data-bbox="1153 1541 1205 1586">fly</p>




The teacher will help the students to pronounce the sounds (Blends) correctly and give practice to speak more words related to the given sound (Blends).

Let's read some words.



chair



chin



watch



shoe



ship



sheep



three



thumb



teeth



phone



photograph



dolphin



Note for
the
teacher

Help the students to pronounce these sounds correctly. Give practice with more words.

A:- Match the picture with the given word.



thumb


scooter

broom

phone

crayons

B:- Look at the picture and complete the words.



__ead



__apes



wat__



__ower



__uits

C:- Write rhyming word for the given words.

glass -

tree -

brown -

stick -

block -

grain -

**Lesson
10**

Use of This/That/These/Those



A. Use of This/That

**This - Here
That - There**

Use 'This' when object is near.

Use 'That' when object is far.

This is a cap.



That is a car.




This is a hut.



That is a Sun.



This is a cat.



That is a pig.



This is a bag.



That is a map.



B. Use of These/Those

This is a pen.



These are pens.



That is a web.



Those are webs.




This is a cap.




These are caps.



That is a hut.



Those are huts.



This is a box.



These are boxes.



Use 'This' / 'That' and complete the sentences.


.....is a car.



.....is a web.



.....is a pin.



.....is a fan.



.....is a pen.



.....is a fig.



.....is a pan.



.....is a jet.



Write the correct sentence for the picture .

1. This is a box.

2. These are bees.

3. This is an owl.

4. This is an ant.

5. These are eggs.



Lesson 11

Let's Read and Understand



a pen

a red pen

A boy has a red pen.



a bag

It is a big bag.

A big bag has a tag.

a man

an old man

An old man has a cane.



a cat

It is my cat.

I call it Tim.



The teacher will give more practice of such word chains.

Let's Read and Understand

This is my dog.
It is a big dog.
It runs behind me.



This is my pen.
Its colour is red.
I like it.

This is my cat.
It is cute.
It drinks milk.



This is a dustbin.
Use it.
Throw bits of paper in it.

That is a sun.
It shines in the morning.
It goes away at night.



Use of I am/ He is/She is



She is a teacher.
She is teaching.



He is a driver.
He is driving a car.

Let's Read and Understand



This is Gurjot.
She is running.
She is happy.
She won the race.

He is my father.
He is a doctor.
He gives me medicine.
Many people come to him.



My mother cooks food.
She cooked rice today.
These were very tasty.
I ate them. Yum Yum

My brother is thin.
He is playing.
He likes playing football.
He is a good player.




My sister is cute.
She is one year old.
I play with her.
I love my sister.

Let's Read and Understand



Wash your hands.
Before and after meal.
Also take bath daily.
You will feel good.

Trace the hen.
Join dots.
Colour it.
It will be fun.



Today is Monday.
We will run.
I will be the first.
Harman will be the last.

Pray to God.
Thank Him.
Do hard work.
To make Him glad.



This is Sheena.
She has a cake.
The cake is on the table.
Sheena is eating the cake.

Use of He/His/She/Her

This is Tom.

He is a boy.

He has a pup.

His pup can run.

His pup is in the hut.



This is Tina.

She is a girl.

She has a hat.

Her hat has a bow.

Her hat is red.

Her bow has a dot.



Exercise

Fill in the blank using I/ He/ She.

1. is a player.



2. is a student.



3. is very happy.



4. is my sister.



5. is a doctor.



6. am a driver.



7. is my uncle.



Complete the sentences using **his/her**.

1. name is Manav.



2. She is playing with doll.



3. She is going with father.



4. He is playing withbrother.



5. pet runs very fast.



6. dress is red in colour.



Use of in/on/under



The cat is in the bin.



The pen is in the inkpot.



The cat is on the table.



The fox is on the log.



The boy is under the tree.



The cat is under the bed.

Use of behind/between

The boy is **behind** the tree.



The cat is **behind** the door.



The sun is **behind** the clouds.



The hut is **between** the trees.



The table is **between** the chairs.



The ball is **between** the boxes.



Look at the pictures and complete the sentences.

The man isthe



The book is the



The cat is the box.



The bench isthe trees.



The dog isthe



The pet isthe boys.



The man is the wall.





Traffic Lights



Red light, red light
What do you say?
I say stop! stop! stop!
Stop right away.



Yellow light, yellow light
What do you say?
I say wait ! wait! wait !
Ready to go.



Green light, green light
What do you say?
I say go! go! go!
Now you can go.

Lesson
12

My Computer



I am the **Monitor**,
Your work you can see.

I am the **Mouse**,
I don't eat cheese.



I am the **Keyboard**,
With letters on the keys.

I am the **Headphones**,
Be careful, please.



I am the **C.P.U**,
With brain in me.

Put all these parts together,
It's time to **play** and be free.



Lesson
13

Going to a Zoo



Tom



Pam

Pam and his dog Tom go to a zoo. They go by bus. Pam has a big bag. He has some nuts and six buns in it.



They see lion, deer, fox, hens, and pigs in the zoo.



Then they take some rest.

They sit in the sun.

They eat nuts and buns.

They have a lot of fun.



Narrate the story with actions/expressions. Ask questions related to the story and prompt the students to ask questions. Discuss/narrate more stories from the newspapers/children magazines etc. Give a situation/object and help the students to create or predict the story.



Exercise

A. *Name the characters.*



B. Set the sequence of the pictures according to the text.



A



B



C



D



1



2



3



4

C. Rearrange the letters to form the correct word.



upp



ofx



nsu



nilo



rbea



xsi

D. Read and choose the correct option.

I. Pam and Tom go to.....

- (a) (b) (c)

II. Pam has a

- (a) (b) (c)

III. They go by

- (a) (b) (c)

E. Write name of animals you have read in the lesson.

.....

.....

.....

.....

.....

.....

F. Tick the correct option.



big ☐ small ☐



fat ☐ thin ☐



hot ☐ cold ☐



come ☐ go ☐



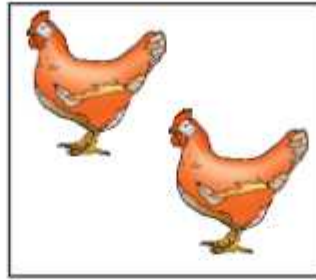
sit ☐ stand ☐



happy ☐ sad ☐

G. Write words for the following pictures.













H. Draw and colour the sun to complete the picture and write two sentences about the picture.



1.

2.

Lesson
14

A Pet Hen



peas
had

egg
fell

tea
sell

eat
will

dry
pill



Sam had a pet hen. It was all red. It was fat too. It laid an egg in a day. Sam ate eggs and bun. He had a cup of tea. He fed the hen a few dry peas. One day, he fed the hen a bun, in fun. The hen got ill. It did not eat. It did not lay eggs. It was not able to sit. It fell into a pit .

It got wet. Sam put the hen in the sun . He gave a pill to the hen . It got well. Now, it will eat peas and lay eggs. Sam will sell all the eggs.



Exercise

A. Answer the following questions. (Choose the correct option)

1.What was the color of Sam's hen?

a.

b.

c.

d.

2.What did the hen lay?

a.

b.

c.

d.

3.Where did the hen fall?

a.

b.

c.

d.



Narrate the story with actions/expressions. Ask questions related to the story and prompt the students to ask questions. Discuss/narrate more stories from the newspapers/children magazines etc. Give a situation/object and help the students to create or predict the story.

B. Fill in the blanks.

1. Sam had a
2. The hen laid in a day.
3. The hen fell into a
4. Sam put the in the sun.

C. Give the rhyming words from the text.

- | | | | |
|--------|-------|---------|-------|
| 1. pet | _____ | 5. got | _____ |
| 2. red | _____ | 6. sit | _____ |
| 3. day | _____ | 7. ill | _____ |
| 4. fun | _____ | 8. well | _____ |

D. Replace 'a' with 'e' and 'i' and read aloud.

- | | | |
|---------|-------|-------|
| 1. ball | bell | bill |
| 2. hall | _____ | _____ |
| 3. tall | _____ | _____ |
| 4. fall | _____ | _____ |
| 5. wall | _____ | _____ |

Read the word chains.

hen

a hen

a red hen

a red fat hen

bun

a bun

Eat a bun.

Sam will eat a bun

E. Complete the word chain as shown above.

Describing words like brown, furry, deep, tea etc. can be used.



pet

.....

.....

.....

.....

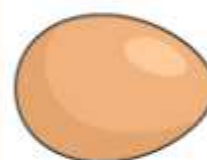
egg

.....

.....

.....

.....



cup

.....

.....

.....

.....

pit

.....

.....

.....

.....



F. Make sentences for the following words.

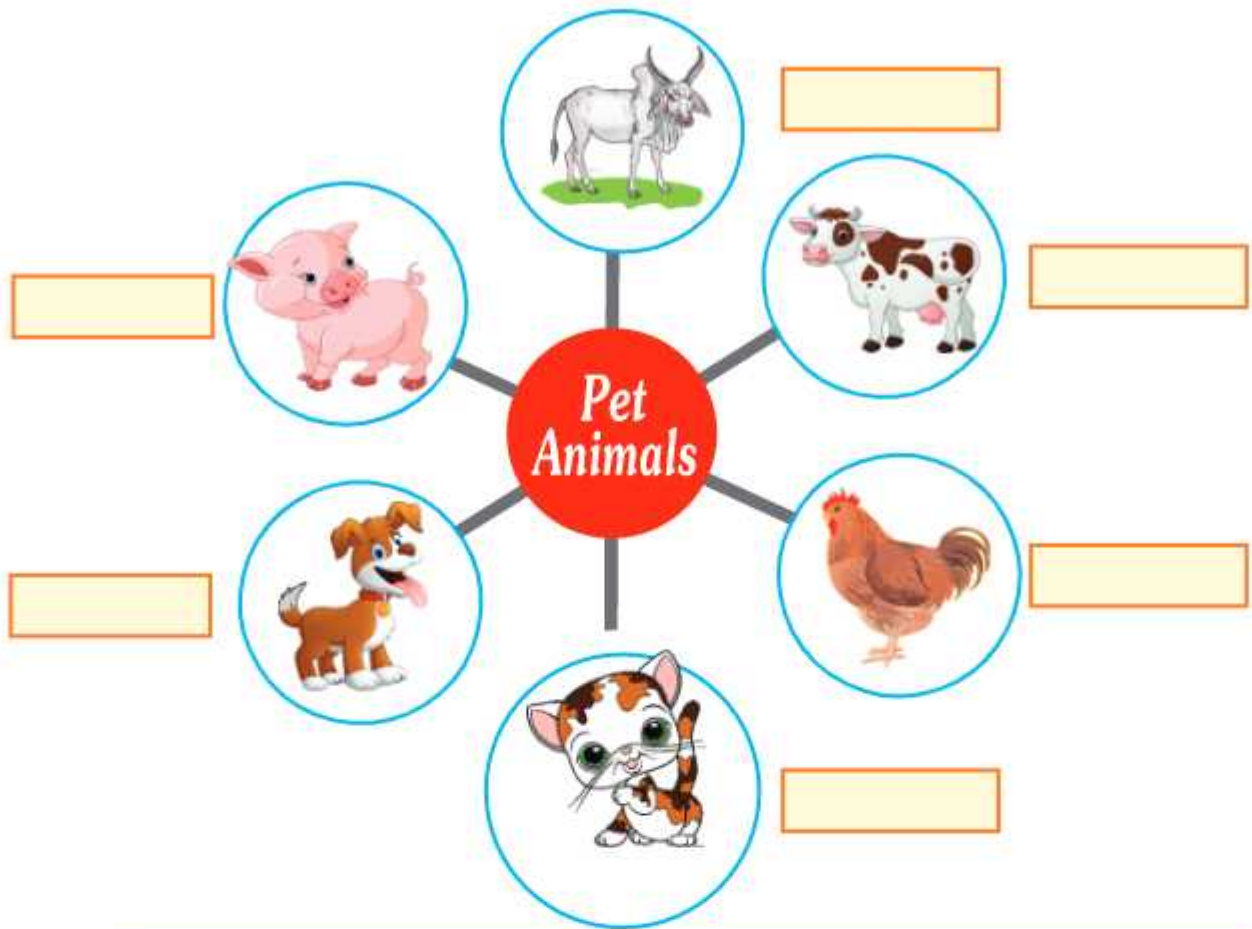
1. peas

2. eggs

3. sun

4. dry

G. Write the names of the pet animals.



H. Rearrange the letters to make a correct word.

1. umg



2. nhe



3. nus



4. nbi



More Practice

1. geg _____ 2. erd _____ 3. eta _____

I. Choose the correct option.

1



fat man



thin man



2



big box



small box



3



red ball



blue ball



4



dry leaf



wet leaf



5



one egg



two eggs



6



round



square



7



pink rose



green rose



8



heavy



light



Read aloud

Sam had a fat red hen. It laid eggs. Sam ate eggs and bun. He had a cup of tea. He fed the hen dry peas. One day, he fed it a bun. The hen fell ill. He gave it a pill. It got well.

1. **Circle the naming words in above text and write in the given space.**

1. Sam 2. _____ 3. _____
4. _____ 5. _____ 6. _____
7. _____ 8. _____

2. **Change the number.**

hen	<u>hens</u>
cup	_____
egg	_____
bun	_____
pea	_____
day	_____
pill	_____



Rhyme Time....



Nature



Up in the sky, what do you see?
Big stars, small stars looking at me.

Up in the sky, what do you see?
The sun in the day and the moon at night.

Up in the sky,
what do you see?
Big clouds, small clouds
looking at me.

Up in the sky,
what do you see?
Big bird, small birds
looking at me.



Draw and colour.



sun



moon



a big star and two small stars



a big tree and a small tree



big cloud

small cloud



Holi is a festival of colours. It is Holi today. I love to play Holi with my friends. We will play with colours. I have five colours - yellow, blue, pink, red and green. Paali put red colour on my face. I will put yellow colour on him. Tina has green and purple colours. We all have waterguns. We have filled them with red-coloured water. Reet has a packet of balloons. We will fill water in the balloons. Mother has made some snacks for us. We will enjoy and have fun.



Exercise

A. Answer the following. (Choose the correct option)

1. Holi is a festival of

- a) ☐ b) ☐ c) ☐

2. Who has two colours?

- a) ☐ b) ☐ c) ☐

3. Who has a pack of balloons?

- a) ☐ b) ☐ c) ☐

4. Who put red colour on my face?

- a) ☐ b) ☐ c) ☐

5. What did the mother make?

- a) ☐ b) ☐ c) ☐

B. Write name of colours.

1.

6.

2.

7.

3.

8.

4.

9.

5.

10.

C. Write a few phrases/sentences about the given picture.



.....

.....

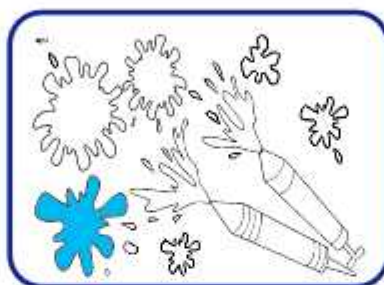




.....

.....

.....

D. Draw things related to Diwali.

Colour as indicated and write name of colours.



Days of Week

MONDAY

TUESDAY

WEDNESDAY











THURSDAY

FRIDAY

SATURDAY

SUNDAY

Number Names

one	1	
two	2	
three	3	
four	4	
five	5	
six	6	
seven	7	
eight	8	
nine	9	
ten	10	



Seasons



Winter



Spring



Autumn



Summer



Rainy

Activity 1

Draw and colour your favourite cartoon/toy.

Write a few sentences about it.

1.

2.

3.

4.

5.

Activity 2

Discuss some festivals like Rakhi, Diwali, Lohri, Christmas, Vaisakhi etc. with students and help them to draw a poster or cut the picture from news papers/ magazines and prepare a collage and create a story.

